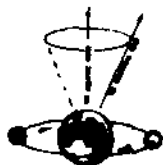


ADVANCED SCIENCES
RESEARCH and DEVELOPMENT CORPORATION, Inc.



E L O P T I C D I R E C T O R Y

By: DR. T. GALEN HIERONYMUS ©

Edited By: DR. SARAH E. HIERONYMUS

NOTE:
THIS IS EXPERIMENTAL AND NOT TO BE
USED INSTEAD OF A PROVEN MODALITY
A.S.R. & D. CORP.

TABLE OF CONTENTS
(composed October, 2005)

Page

A-1...ADVANCED SCIENCES RESEARCH and DEVELOPMENT CORPORATION, Inc.	
A-2...History of Eloptic Energy Detection, by Edward W. Russell	
A-7...BIBLIOGRAPHY	
A-8...BOOK LIST	
A-9...ELOPTIC ENERGY INSTRUMENTS	
A-10...SPECIMENS	
A-11...THE TACTILE SENSOR PLATE	
A-13...REAGENTS	
A-14...TREATMENT PROCEDURES	
A-18...TREATMENT NOTES	
A-22...KEEPING RECORDS	
A-23...The ELOPTIC EMANATION ANALYSIS CHART	
B-1...ALPHABETICAL LIST OF CONDITIONS	
C-1...DIAL POSITIONS	
C-7...POISONS	
C-12...DRUGS	
C-13...T.V. RADIATION	
C-14...HEAVY CHEMICALS	
C-15...DIAL READINGS, NUMERICAL LIST OF	
D-1...METAPHYSICAL & MISCELLANEOUS RATES	
D-4...DIAGNOSTIC NOTES	
D-8...DIAGNOSTIC NOTES BY CONDITIONS	
E-1...TREATMENT NOTES and MORE RATES FOUND WITH GIVEN CONDITIONS	
E-27...TREATMENT NOTES--NUMERICAL ORDER	
F-1...ORGANS TO TREAT ON ("TO")	
F-6...SPECIFIC SUBSTANCES (used to treat conditions)	
G-1...MISCELLANEOUS TREATMENT NOTES	
G-3...SPECIAL TREATMENT BULLITINS	
G-26...WEIGHT CONTROL	
G-27...LAB TECHNIQUES FOR WORKING WITH CANCER CELLS	
G-28... WEIGHT CONTROL	
G-29...SPECIAL NOTES ON ADRENALS	
G-31...NEGATIVE ENERGIES	
G-37...RATES FOR MERIDIANS	

G-38...FACIAL COSMETIC RATES BASED ON ACUPUNCTURE
POINTS
G-38...NEUTRALIZING RATE FOR SMALL POX VACCINATION IN
BLOOD STREAM
G-40...DIAGRAM OF SPINAL SYSTEM
G-41...GENERAL RATES FOR INDIVIDUAL SPINAL VERTABRAE
G-47...THE THYMUS
G-49...ALLERGIES AND TREATMENT
G-50...SINUS, COLDS
G-51...LIGAMENTS
G-52...WEIGHT LOSS
G-53...RADIATION ANALYSIS CHART OF NEGATIVE
CONDITIONS
G-55...DETOXOSODE-BIOSODE CHART
G-56...TEETH and TREATMENT
G-57...TEMPERATURE
G-58...TOXIC SHOCK SYNDROME
G-59...KIDNEYS
G-61...CONDITIONS AFFECTING KNEES
G-62...MINERAL REAGENTS
G-63...COLORS AND GEMSTONES and the CHACKRES they
control
G-64...GASTRIC ULCERS
G-65...THE (SOBEL) FLU SYNDROME 1983
G-66...Eyes, front and lateral views
G-67...EYES
G-72...LABELED DIAGRAM OF THE HEAD and NECK
G-74...EMOTIONS AND EMOTION RATES
G-76...THE EAR
G-81...OTHER TREATMENT RATES
G-86...BIOENERGETICS OF THE SKULL & BRAIN

H-1...PH OF ANIMALS AND HUMAN BODIES
H-4...To treat children...
H-6...Data form Cancer Research Project

HISTORY OF ELOPTIC ENERGY DETECTION

Development in an instrumented form dates from the basic discoveries of Dr. Albert Abrams of San Francisco just after the turn of the century. We owe these discoveries to a most unusual and fortunate combination of circumstances: First, Abrams had had an exceptional medical training. After qualifying to receive a medical diploma in California before he was old enough, he learned German and graduated in medicine with the highest possible honors from Heidelberg University. Second, he had inherited great wealth and could afford to spend a long time doing post-graduate work in Heidelberg, Berlin, Paris, Vienna, and London, under the foremost researchers of the day. Later, his wealth allowed him to finance his own researches and contemptuously ignore those who accused him of using his discoveries to make money. Third, he became a pupil and later the friend of Hermann L. von Helmholtz, one of the great scientific figures of the time, who aroused his interest in the burgeoning science of physics. This stimulated him to try to correlate the laws of biology with the laws of physics. Last - and perhaps most important - Abrams by nature was an exceptionally perceptive and persistent observer. Little escaped his trained observation and he counted no effort too great in trying to find the cause of some phenomenon he had noticed.

In 1910, while examining a patient with a cancerous ulcer on his lip, Abrams detected a small area of the abdomen which yielded a dull note under percussion with his fingers. After further tests he made the remarkable discovery that the dull note could only be detected when the patient was facing West. This suggested that he was dealing with a phenomenon, perhaps of an "electronic" nature which was influenced by the Earth's magnetic field.

This led the ever-ingenuous Abrams to connect his patient with a wire to a healthy young man, and he made the further discovery that the cancerous "emanations" from the patient induced a dull note in the same area in the young man's abdomen. Later he found that the presence of the patient was unnecessary - a sample of his blood was sufficient to induce a reflex action in the abdominal muscles and to produce a dull note.

Convinced by now that he was on the track of something important which might help him to correlate the laws of biology and medicine, he made test after test, using patients who were suffering from a variety of diseases. He found that each disease yielded a dull note in one specific area of the abdomen; and he thought that he had found a new tool for diagnosis until he observed that samples from syphilitic patients yielded dull notes in the same area as a sample from cancerous patients.

Undaunted - and believing that the "emanations" from diseased blood were electronic - he introduced a variable resistance box into the circuit. By varying the resistance, he found he could "tune out" different diseases and could assign to each a value of ohms. He names his discovery "the electronic reactions of Abrams" or "E.R.A." and had one of the finest instrument makers of those days make most accurate resistance-boxes. For many years these were used by Abrams and his pupils in the diagnosis of disease.

Some of his pupils found the art of percussing the surface of the abdomen difficult to acquire. For them Abrams found an alternative method: stroking the surface of the abdomen with a glass rod. When the emanations produced a reflex in the muscles under the skin, the rod would encounter resistance and the skin would tend to pucker.

Early in his experiments it occurred to Abrams to try to find the effects of well-known antidotes for certain diseases. When, for example, he put a sample of quinine into his apparatus along with a specimen of malarial blood, he made

another basic discovery; the radiations from the quinine neutralized the radiations from the malarial blood and eliminated the dull note. This led him to apply E.R.A. to the treatment of disease. With the aid of one of the foremost radio experts of the time, Abrams devised an instrument he called the "oscilloclast." This was connected to the patient by a wire and electrode and produced intermittent negative potentials and radio frequencies. In circuit was a resistance-box tuned to the value in ohms of the specific for the disease, which he had determined with his diagnostic instrument. Abrams and his pupils had great success in treating patients with the oscilloclast and the instrument was in use for many years.

With tireless energy, Abrams worked on his discoveries up to the night before his sudden death in 1924. He made many discoveries, the significance of which have yet to be fully explored. But, despite vast expenditures of time and money, he was never able to find an effective substitute for the human mind and body as a detector. Though substitutes for the abdomen have been found and are in use today, in every case the human mind and nervous system are essential.

Fortunately, imaginative doctors from all over the world came to San Francisco to take post graduate courses in E.R.A. Thus, Abrams' influence extended far beyond his own clinic and others were inspired to follow in his footsteps. Some of them have made great contributions to the development of what has come to be called radionics. But the present science owes its origin to the basic discoveries described above, which might never have been made but for the exceptionally perceptive genius of Albert Abrams.


Most of the medical doctors who had taken Abrams' courses were so successful in diagnosis and treatment and so busy with grateful patients that they had little time or inclination to do much research. But the publicity given to the "Electronic reactions of Abrams" had excited the interest of imaginative people outside the medical

profession and had encouraged them to experiment for themselves.

Radionics owes its next great impetus to a pioneer of radio, Thomas Galen Hieronymus, formerly of Kansas City, who produced some ingenious instruments which used vacuum tubes for "amplification" and condensers, instead of resistances, for "tuning". To Hieronymus belongs the honor of being awarded one of the most unusual patents ever granted by the United States Patent Office. This patent - No. 2,482, 773 granted in 1949 - describes an instrument for the 'detection of emanations from materials and measurement of the volumes thereof.' This included a radio-frequency amplifier, variable condensers, and a noninductive resistance. But the heart of it was a prism thru which the emanations passed. As a detector, it used a rubbing-plate, which, by this time, many were using instead of a human abdomen. When the plate is stroked, the fingers encounter tactile resistance or "a stick" when the emanation is tuned in.

RADIONICS: A Science for the New Age

by Edward W. Russell



Dr. Albert Abrams

From a photograph taken
in 1923

B I B L I O G R A P H Y

ELOPTIC MEDICAL DIRECTORY

BY: DR. T. GALEN HIERONYMUS

COPYRIGHTED 1976

Various "Negative Energy" Rates, furnished to us by our Research Associate, "Laurence Blake", from his Research Notes.

Various Notebooks, containing notes as to Research procedures and methods of applying, belonging to Dr. T. Galen Hieronymus, from his Research between the years 1952-1972.

EXCERPT FROM: Report on Radionics: A Science For The Future. Edward W. Russell

BOOK LIST

Gray's Anatomy

Merck's Manual

Merck & Co. Publications Dept.
P.O. Box 2000
Rahway, N.J. 07065

Dr. Dousbach Tells You, Booklets,
published by:

The International Institute
of Natural Health Services, Inc
7422 Mount Joy Drive
Huntington Beach, CA 92648
Phone (714) - 848-0774

The Pill Book
Bantam Books

Silverman and Simon
Bantam Books

Prevention Magazine

Rodale

Health Magazine

Health Magazine
P.O. Box 3600
Bergenfield, N.J. 07621

ELOPTIC ENERGY INSTRUMENTS

At present, there are three different Eloptic Energy Instruments produced by Advanced Sciences Research and Development Corp. They are, (a) The Analyzer, (b) the Rate Treatment Instrument, and (c) The ELOPTIC Beam Projector.

The (a) Analyzer can be used as an analyzer and as a treatment instrument.

The (b) Rate treatment instrument is for treating on a specific rate.

The (c) Beam Projector is for treating with a specimen and a Reagent.

The Analyzer is equipped with two Rate Dials. The Left hand dial is referred to as the Conditional Dial and the Right hand dial as the Location Dial.

The Rate system is divided into two systems, the Double Dial and the Single Dial Systems. In the Double Dial system, both dials are used as shown on the Analysis Chart where 9 - 49 is the double dial rate for General Vitality, 2 - 76 is the Double Dial rate for the Heart, 92 - 83 is for the Lungs, etc.

Refer to the second page in the Alphabetical list. The Appendix is shown as 3 - 8 for the double dial rate and -66 for the single dial location.

NOTE: When a number is shown as -66, it means the right hand dial. When it is shown as 60-, it means the left hand dial. Think of the (-) as the middle of a double dial rate, e.g. 2 - 76. The (2-) is on the left, and the (-76) is on the right.

S P E C I M E N S

I. FOR USE AS SPECIMEN, (PEOPLE OR ANIMALS)

- A. Handle Q-Tips cautiously with Kleenex, or wear gloves. Have subject take Q-tips in hand, stick both ends in mouth, dampen with saliva, break Q-tip in half, put both ends in test tube. Do not cork tube until saliva is completely dry. There is the danger that the Q-tip will mildew. A mildewed specimen must not be used.

A specimen works the same way for animals. Dampen the Q-tip in the animals mouth. Break, and put both ends in the testube.

II. PICTURES

- A. Polaroid snapshots are very good for use as specimens. The background should be plain without inclusion of walls, furniture, trees, bushes, etc. If the background is busy with many inclusions, trim the subject out of the snapshot, taking care to cut both sides of the paper, and leave them attached to each other. If you are using another type of picture, be certain that the negative has not been destroyed.

Aerial photos must be used to treat or analyze conditions of any large amount of area, such as a grove, orchard or farm, or forest.

III. BE CAREFUL NOT TO CONTAMINATE YOUR SPECIMENS

- A. ALWAYS HANDLE SPECIMENS VERY CAREFULLY. PICK THEM UP WITH KLEENEX IN HAND TO COVER PORTION OF SPECIMEN YOU TOUCH, OR WEAR GLOVES. A PICTURE MAY BE CUT WITH A TAB ON THE SIDE TO HANDLE WITH. A TEST TUBE SHOULD HAVE A LONG TAB, OR BE HANDLED WITH FORCEPS (TWEEZERS).

A-10

THE TACTILE SENSOR PLATE

On the portable Hieronymus Instrument, the Tactile Sensor Plate is located on the lower right-hand side of the panel. It is black, lustrous and very smooth.

Place your right hand on the plate as in diagram 3. Tips of fingers should be resting on the plate, as well as the upper part of your palm. Move your hand in a circular, clockwise motion. Perhaps if you sprinkle a little bit of talcum powder on a smooth surface, then place your right hand on the board and powder, your hand will slide more smoothly. After putting the powder on your fingers and upper palm, wipe both hands together, so that powder remains on your right hand, but does not smear the plate.

Make a saliva specimen of yourself, or use a picture of yourself. Put the specimen in the well. Set the left hand dial at 9-. Set your right hand dial at -49. This is the rate for general vitality. Look at the Intensity dial. Put your forefinger of your left hand beside the knob (by the pointer on the Intensity dial.) Move your finger to the right, slowly pushing the knob around the dial. Move your right hand (fingers and upper palm) around the Tactile Sensor Plate, slowly, at the same time you are moving the Intensity Knob to the right around the Intensity Dial. When you feel the "stick" with your right hand on the Plate, stop moving the Intensity Dial.

Note the figure on the Intensity Dial, then move it slowly back to the left, and count the turns until the pointer is back on 0. Record the figure, or value.

EXAMPLE: 9-49 335

It has been noted that in years past, the readings of such intensities were lower than they are today. We have found that with the incidence of the rise of energies in the air, such as radiation from the bombs exploded in the upper atmosphere, the T.V. and radio

energies, Radar, Microwave, etc. the readings have increased in value.

Practice is the keynote of becoming a good operator of this instrument. Please do not intentionally affect the instrument with your mind. This is not a psychic generator. It is an accurate, efficient analyzer and treatment unit.

Look at the Panel of your Instrument. Locate the Neutralizer Switch. Use this switch to neutralize the well after you have finished working with the specimen. If you neutralize your specimen, inadvertently, throw it away, if it is a Q-Tip saliva specimen. If it is a photo or snapshot, lay it aside for a few days, then check the 9-49 again, to see if it is recovering it's vitality. If it has not, it will be of no further use for analyzing or treating.

The well should be neutralized after every use of the Analyzer, after you have removed the specimen.

REAGENTS

The rates in this book are sufficient for any work you will need to do in practice and experimentation. Treating on the rate is a very good method of getting the results you need to accomplish, by treating out negative conditions.

We have found that some substances we can use in the well with the specimen while treating, will hasten the results we desire.

Put into test tubes the substances and cork them. These substances may be herbs, prescription drug samples, common kitchen remedies, such as grapefruit, fresh orange juice, vitamins, food supplements, etc.

Always test the Reagent against the specimen's 9-49. If it lowers the 9-49 in any given circumstances, it is contra-indicated. If it raises the value of the 9-49 of the specimen, it is indicated. If it lowers the intensity of the negative condition (left hand dial) and raises the intensity of the specimen, then it is indicated.

If you can find a Reagent which raises the vitality 9-49 of the specimen and lowers the intensity value of the condition you wish to eliminate, then it is indicated. For example, 3-37, or pneumonia in the bronchial areas, intensity 347,: The Reagent in the well with the specimen should lower the value of the 3-37 to 0 or a very low intensity reading.

When you collect Reagents, the ones you find of value should be numbered. We suggest the number be put on top of the Cork.

Keep a numerical list in a notebook, and an alphabetical list, for finding those you need in a hurry.

TREATMENT PROCEDURES

Note: Extensive observation and experimentation has shown that degenerative diseases conditions like fistula, cancer, TB, Lupus, Emphysema has causes behind causes, behind causes. Experience has shown that the order of treatment best follows the regime and order listed:

1. Remove immediate infection--staph, strep, virus'
2. Check for and remove systematic poisons, such as: a. metallics, b. DDT and related c. industrial poisons, d. environmental poisons (from air and water), e. drugs, f. parasites, g. radiation administered as a treatment.
3. When all poisons and infections are eliminated:
 - a. remove inflammation (55-) in location (T on 55-X)
 - b. remove congestion (40-) in location (T on 40-X)
 - c. Check HCl (burn) levels and treat accordingly.
4. Pay particular attention to and treat system in which problem is located.
 - a. Digestive system is from mouth to rectum.
 - b. Circulatory system includes all elimination (lungs, Liver, Spleen, heart, skin, kidneys, etc.)
5. Patient is best treated from controlled location (such as hospital, nursing home, etc.) where they can be physiologically monitored.
6. Strict attention should be paid to diet, water purity (test) sugar levels, and balances.
7. Check hypo (77-) and hyper (22-) of various organs and systems-- If they will keep centered, progress to step 8. If not, re-check for poisons, metallics, drugs, etc.

A-14

8. After all these and check and recheck, re-building and regeneration of organs and functions can start to take place. Remember this condition was not caused overnight.
9. Because of the possibility of Karmic conditions and due to the degenerative nature of such diseases, it is absolutely necessary to work in complete cooperation with the patient, doctors (if possible) and the patient's family.
10. If and when hangups in treatment occur, refer to special supplements on:
 - a. Environmental poisons and drugs
 - b. Implant mechanisms
 - c. Dark forces and Killer psychic forces (Star War Rates)

LAST BUT NOT LEAST REMEMBER:

1. This condition probably required many months and or years to progress to where it is and will require time to do properly.
2. Keep going for the cause behind the cause behind the cause, etc.

TREATMENT PROCEDURES

When you have determined what to treat, and the rates on which to treat, place the specimen in the well with the dials set on the pre-determined rates. If you wish to use a ReAgent, place that in the well with the specimen, after checking to see if the ReAgent will lower the reading to 0 or very near 0. ReAgents sometimes may be combined to obtain the desired result of 0 reading for the negative condition in any given location.

When determination is made as to treatment, turn on the power switch, for the treatment. Then check the condition in the given location every ten minutes. Ascertain if the condition is diminishing in intensity. If it is not, then it is necessary then to determine if there is any "holding energy". Check your specimen for 29-, 5-, 4-, 2-, 97-, 46-, 3- (on the left hand dial). If any of these are found, it is necessary that they be treated out before you proceed with treating out the original condition, you began treating.

WARNING: This instrument is built to be powerful. Be certain to check the intensity of the condition for which you have set the dials, every 20 minutes at least. There is no need for treating further at this time if the condition has been reduced to 0. In treating some negative conditions, it is necessary to check the specimen for the condition daily for several days. Sometimes you will find a condition may have arisen again, tho at a lower intensity value. Treat it out again, and also look for any "holding energy" values that may still be there. If these are present treat them out again. You will find that this treatment may be compared to peeling an onion. It is necessary, as Dr. T. Galen Hieronymus has taught us, to find

"the Cause behind the Cause behind the Cause".

When you are learning to operate the instrument, it is necessary to be patient and persevering. Never release your interest in eliminating any given condition until you have obtained the results you desire.

If it is difficult and time consuming to look through many rates for the answers you need, we suggest "scanning the location" to find the conditions with the greatest intensity values. These are the key to the elimination of the condition. Without the location, you may "scan" the Condition (with the left hand dial set on the condition) to find the location. You will find a lot of "junk" conditions, but treatment on the high intensity conditions will eliminate most of these "junk" conditions.

Keep your mind clear, and your interest keen while you are working with the instrument.

TREATMENT NOTES

1. Water is the greatest absorbent agent we have to work with. If you have contaminated your specimen in the test tube with hot, sweaty hands, hold the test tube with forceps (tweezers) under the faucet and turn the water on. Let it run over the test tube for a minute or so. Carefully wipe dry with a paper towel or tissue, being careful not to touch the tube with your hands.
2. When you have run an analysis with the Eloptic Radiation Chart, look for the organs with the lowest intensity values. These are the ones to "scan" in order to find the cause of their low intensity emanations.
3. A high Pineal intensity reading and a low thymus indicates possibility of Cancer. Check the specimen for all cancer rates, and treat out immediately.
4. In cases of suspected cancer, check specimen on 38.5-7.5. If found, treat out. This rate for Asbestos is usually found with high readings of Cancer rates.
5. In cases of poison, check the stomach, -32. for poisons, kidneys -23, liver -29. Check the heart 2-76. If reading is low, treat poisons out of heart, when you check and treat other organs. 10-70 is a heart stimulant rate, which may be used (or treated on) as much as 20 minutes at a time.
6. When treating plants, always use a Reagent which raises the 9-49 of the plant, and lowers the 9-49 of the insect pest. Never use violent poisons to treat a plant which bears fruit or vegetables you will be using for food.

Often, one of the double dial numbers will be the same as the single dial rate, but not always. Most of the time, two single dial rates can be combined.

For example, combine a condition with a location, 60- is to be combined with -66 to make 60-66 which is 60- Streptococcus with -66 the Appendix.

In some cases, you will know where the trouble is located but you do not know the cause of the trouble. Take the case of trouble in the Appendix, set the location, -66 on the right hand dial and try such conditions as experience indicates such as 60- for Strep., 34- for Staphlococcus, or 16- for Aluminum Poisoning.

You may suspect the trouble to be Tobacco Poison, so you set the condition dial for 12- (Tobacco poison) and then set the right hand dial for first one location then another until you have found all the places where there is tobacco poison, e.g. - 12 mucous membranes, -74 lower lung, -93 upper lung.

Measuring the intensity. After setting the two rate dials, you will want to measure the intensity or the amount. Rotate the intensity dial as you try for a reaction on the reaction plate. Stop rotating the intensity dial as soon as you get a reaction on the plate. The amount indicated by the intensity dial is then written down.

SCANNING. Suppose you know the location but have not found the condition, with the location set, slowly rotate the other dial (condition dial) as you try for a reaction on the plate. When you get a reaction, stop and measure the amount or intensity, then continue to move slowly, note, SLOWLY, not too fast, rotate the condition dial until another reaction is indicated.

In this method, you will get many conditions that only show a low amount. Look for the high ones. Follow the same procedure then the condition is known but not the location.

7. When treating Diabetes (5-70) remember the cause. This could be heavy metallic poisons, (16-, 41-, 52-, or 80-.) Check -34 (Pancreas) for these before treating it for anything else. In cases of mental confusion, or aberrations, always check the pineal (16-28, and -28) for an intensity of heavy metallic poisons, or for a tumor in the -28 location.
8. Nickel poisoning (41-) is responsible for most cases of teeth loosening. It will be found in the Periosteum (covering of lower portion of teeth within the gum) and should be treated out immediately. (41-25).
9. Uremic poisoning may be found in the skin (-42) or in the subcutaneous tissue, in some cases of kidney infection, or diabetes. Treat out from time to time until you are able to remove the cause.
10. For impotence, treat 34-2, 60-2, 5-91, 6-87, 3-9, and 10-81.
11. To boost vitality, when adrenals are lower than 9-49, treat 3-9 for 15 to 20 minutes.

R E C O R D S

Be certain to keep complete records of all your work. Remember that what you are doing is experimental, and a part of the Research that must, needs to be done, in finding out all the properties of this new energy, which lies beyond the Electromagnetic Spectrum of this Planet, and is not as yet recognized by the orthodox scientific community. Nevertheless, it exists, and we believe it to be the Medical Aid of tomorrow.

Example of Record of Treatment:

June 10, 1983

10:00 AM

Specimen # 32

			<u>10:10 AM</u>	<u>10:25 AM</u>
9-49	312		320	345
3-74	241	<u>TREAT PLUS R213 #</u> <u>VIT. C on 68-37</u>	107	0
34-37	340		140	0
60-37	268		97	0
32-37	300		120	0
68-37	345		150	0

Estimate of conditions

Sore throat, Flu, Cold
in bronchial area.

Try Reagent No. 213

Vit. C

on Rate

68-37 = 0

9-49 Specimen

+ R #213 + Vit. C = 350

We recommend 8-column accounting pads for keeping records, and file folders, or 3-ring binders.

A-22

The ELOPTIC EMANATION ANALYSIS CHART

This Analysis Chart is the result of many hundreds of tests made on patients with varying kinds of illnesses and diseases.

A little over thirty organs and parts of the body and half a dozen conditions will be found on this chart. Naturally, there are many other parts of the body that can be analyzed but we have found, from experience, that running an analysis to begin with on those shown on the chart will give almost all of the information needed by the operator so that he can know where to look and what to look for to find the troubles to which the patient is subjected.

Relationships between the values shown for the various organs on the Analysis Chart of a particular patient will indicate certain things. For example, when one organ or gland is high and one low, it predisposes towards a certain physical alignment; when certain glands, more than one, are too high, it predisposes towards other conditions.

The operator, with experience, will soon learn how to observe these indicating trends from the visceral analysis and then he can go to the detailed checking of the pathology in the various locations. He can write these values, with the rate required, in the Pathology column as shown on the Analysis Chart.

ELOPTIC EMANATION ANALYSIS CHART

VISCERAL		PATHOLOGY	
RATE	AMT	RATE	AMT
9-49 Gen'l Vitality			
2-76 Heart			
92-83 Lungs			
3-82 Kidney			
17-29 Liver			
45-29 Liver, Lft Lobe			
44-41 Lymphatics			
4-95 Spleen			
35-92 Bone Marrow			
23-25 Chlorophyll			
16-28 Pineal			
59-77 Thymus			
6-87 Pituitary			
74-65 Pituitary Ant.			
56-23 Pituitary Post.			
3-9 Adrenals			
33-39 Adrenals Cortex			
28-23 Adrenals Medulla			
6-81 Thyroid			
86-4 Parathyroid			
39-24 Parotid			
77-84 Stomach			
16-25 Duodenum			
13-64 Gall Bladder			
9-70 Pancreas			
36-35 Pancreas Is. Lang.			
8-72 Colon Wall			
3-8 Appendix			
5-91 Prostate, M.			
37-94 Testes, M.			
59-92 Breasts, F.			
3-54 Ovaries, F.			
10-61 Uterus, F.			
5-62 Nerves			
26-41 Alkalinity			
34-84 Acidity			
82-42 Sodium			
37-93 Chlorine			
3-23 Neurasthenia			
10-81 Menopause			

ALPHABETICAL LIST

Abdominal adhesions	34.5- 90
Abdominal congestion	40 - 82
Abdominal ?	25-
Absorption rate	56-
Aches: T	
Back (aftermath of Malathion).	14.5- 27
Bones	10.5- 21
General (?).	8 - 53
Muscle (Rheumatic Fever)	68 - 41
Acid, causes --	23 - 34
: stomach	5 - 78
, Uric Tm ⁴	4 - 8
Acidity T, D-22	26- 34 - 84
, systemic hyperacidity	5 - 78
Acidosis, general T	5- 34 - 84
, mouth sores D	5 - 78
Acute Coryza	9 - 96
Addison's Disease	15 - 42
Adenoid area	76 - 36
.	32 - 36
nasal part of Pharynx	-36
Adhesions, abdominal	34.5- 90
, fibroids	81 - 90
Adrenals T, TO, D-10, D-14	-28 3 - 9
.	-46 56 - 46 (M)
, cortex	33 - 99
, cortex D-Malaria	33 - 39
, increase --	65 - 62
, medulla D-20, D- allergy, D-Nervous Conditions	28 - 23
Air Wick (W)	40 - 32
Albumen T	97.5-
.	63-
Albumen (in Urine?) T	63 - 72
Alcohol	3 - 76
Alcoholism	26 - 31
Algae T- & D-Cancer	82-
Alkalinity, general D-22	24 - 41
& T-Acid/Alkalinity	26 - 41
, systemic hyperalkalinity	4 - 27

B-1

Allergy, increases T	13	- 29
, indigestion T	43	- 3
, poison T (see)	17-	
, poison ivy T (see)	85-	
, skin D	24-	
, spasm type	30.5-	
	36-	
Aluminum poison T	16-	16 - 77
Amoeba, amoebiasis		23 -100
Amoebic Dysentary	57.5-	
Anemia T, D-1, D-2	50-	50 - 76
, Aplastic -- D & T		
, appendix	28	- 48
, brain and spinal cord	15	- 23
, Pernicious -- T	35	- 92
, prostate	74	- 58
Aneurism	19	- 71
Angina (probably)	29	- 70
, Vincent's --	86	- 25
see also Trench Mouth, T		
Animal brain	48	- 55
Animal protein poison	20	- 57
Anterior Pituitary D-6,-7, -8	-65	74 - 65
Antibodies	6	- 72
Anus, Sphincture muscle	-42.5	
Aorta	2	- 98
Aplastic Anemia see T and D notes		
Appendicitis see T and D notes		
Appendix TO, D-18	-66	3 - 8
, anemia	28	- 48
, congestion	32	- 91
, strep in --	60	- 66
Appetite, reduces --	2	- 81
Apple, Bowdock --	42	- 83
Arsenic T D	52-	14 - 52
Arteries T	-71	68 - 71
, hardening of -- T	7	- 71
(C) T	86	- 71
, Rheumatic Fever in --	68	- 71
Artery to brain and scalp	-70.5	

Arthritis T D	31-?	37 - 94
.	7-	39 - 8.5
.	63-	13 - 58
.	13-	4 - 7
.		5 - 22
.		24 - 22.5
.		6 - 21
.		13 - 31
, especially for feet		31 - 31
, found in --	62.5-	
, Gall Bladder		13 - 64
, ligaments		13 - 12.5
, possibly		28 - 42
, connective tissue in --.		14 - 31
, fatty conn. tissue in --		63.5- 61
(above two associated with Cancer?)		
Asbestos		6 - 29
Asbestos from toaster		1 - 6.5
Ascending Colon	- 8	
Aspirin T		11 - 89
.		7.5- 14.5
Asthma T, STB, STB-Mental Disorders & D-Nervous Conditions		2 - 29
, tongue in --		85 - 43
Avitaminosis		69 - 46
from Avocado, for skin		2 - 14.5

© Dr. T. Galen Hieronymus

B

From B-Papaya, tenderizer	3.5- 23.5
From B-Paya, for skin	20 - 23.5
B. Mold	45 - 29
Bacillus Coli T, Tm6, D, 62-	20 - 62
, in Gall Bladder	62 - 38
Back T	11.5- 48
, low back pains T, STB	30 - 96
(see also Coccyx)	
, weak back and ache	14.5- 27
	68 - 27
Balance (could be 36-69, note blurred)	30 - 69
, positive (W)	30 - 65
, negative (W)	42 - 65
Bangs Disease 56-	
Barium, in X-ray	88 - 30
Bartholin's Glands	28 - 43
From Beer	24.5- 19
	24.5- 19.5
Beta, high (W)	32 - 40
Beta, low (W)	32 - 65
Bile	4 - 100
Bile duct T. -23.5	
, fibrotic condition of --	81 - 23.5
(see D-Liver, T-Bile duct)	
Birth pains See Labor	
Bismuth subcarbonate	47 - 82
Black mold T 5.5-	
, also generally found 34-	
	35-
	37-
Bladder, carcinoma	30 - 37
Bladder, gall -35	13 - 64
, carcinoma	30 - 38
, congestion	40 - 81
, strep	60 - 35
Bladder, syphilis	20 - 24

Bladder, urinary T-Urinary . . .	-13	8	- 67
	. . .	39	- 30
, female -- . . .		19	- 14
, male -- . . .		21	- 15
, infection . . .	-67	13	- 13
(for all . . .		3	- 23
of these . . .		5	- 13
see T- . . .		24	- 13
Urinary) . . .		24	- 23
, in stubborn cases,			
try . . .		2	- 34
. . .		20	- 62
. . .		60	- 87
, tumor . . .		13	- 13
Bleeding See Hemorrhage			
Blood, human T . . .	-49	9	- 49
, building . . .		1	- 49
, -cancer (see Leukemia) T .	30.5-		
, -cancer in skin . . .		30.5-	91
, -- in stool T . . .		24	- 90
, -poison . . .		45	- 71
(associated with Islets of			
Langerhans 36-35)			
, -pressure see High Blood			
Pressure			
, toxicity . . .		20.5-	49
, -vessels . . .		82	- 71
Body temperature . . .		36	- 6
Body toxins . . .	44-		
Bone . . .	-21	25	- 22(W)
, Cribriform area of			
Ethmoid bone . . .	-64.5		
, Ethmoid or Turbinate -- .	-9		
, Marrow Tm7 . . .	-21	35	- 92
(see also Osteomyelitis)			
, rate in migraine . . .		61	- 21
, strep . . .		60	- 21
Bovine Virus T, STB . . .	56-		
Bowdick apple . . .		42	- 83
Bowels, hard dry stool . . .		13	- 90
(see also Constipation)			
, quick evacuation . . .		9	- 96

Brachial Plexus ?	-27.5		
Brain, anemia		15	- 23
, animal		48	- 55
, artery to --	-70.5		
, cancer		50	- 10
, carcinoma		30	- 25
, congestion		24	- 39
, forebrain	-15		
.	-5		
, frontal	-5		
, lower		48	- 55
, medulla		28	- 23
, medulla or pons	-10		
, meningitis		44	- 32
, midbrain	-10		
, parietal area (reflexes wi with ovarian tubes)	-20		
, posterior brain	-5		
, subconscious		48	- 55
, temple area	-30		
, tissue		11	- 82
, wavelength		44	- 24
Breasts, female	-56	59	-82
.	-26?		
, (M)		12.5-56	
, carcinoma		30	- 92
, firms -- & skin (incr)		34	- 85
, tumor, -- cancer		92	- 84
		58	- 56
Breath, short --, associated with Flu in Heart		38	- 70
, shortness of --, pain in lungs D-Lungs		8	- 53
Breathe, inability to -- see Heart Exhaustion			
Bromo-Seltzer		35	- 41
.		85	- 41
Bronchi	-83	63	- 74
.		4	- 74
Bronchial area	-16		
carcinoma		30	- 74

Bronchitis, chronic		8	-	96
Brucitis (Bursitis?)		8	-	53
Brucillus Abortus T	18-	2	-	18
	, high on	29-	10	- 81
Bug tests, found in --		13	-	53.5
		13	-	58.5
		14	-	13
		28	-	13
		28	-	51
		28.5-		25
		44	-	13
		68.5-		47
		72.5-		22.5
		80	-	70
Building rates T	98-			
	1-		
Burn, X-ray	54-			
Burns D, D-Nervous Conditions,	71-	71	-	85
T, STB	72-	72	-	85
	55-		
	42-		
	-91		
, deep		-42		
, from excess HCl D, T, STB	82-			
Burning, in esophagus, try		2	-	34
		16	-	77
, in urine, try		2	-	34
		3	-	81
, sensation	67-	67	-	42
, -- and stinging D	24.5-			
, -- temperature		30	-	24
Bursitis		8	-	53
, lump (C)		8	-	53
		7	-	14.5
(possibly?)		21.5-		21.5
From Butter, very toxic		21.5-		24.5

C

Calcification T, D-Growths . . .	69-	
	7-	
Calcium T		24 - 4
, breakdown of --		54 - 24
Calculi, renal D-Kidney Stones .		43 - 83
Callouses (C)		13 - 85
(C)		58 - 85
Cancer D, T.	50-	2.5- 7
		3.5- 11
, blood --	30.5-	
, blood -- in skin		30.5- 91
, brain --		50 - 10
, breast -- tumor		92 - 84
		58 - 56
, encapsilating - with Cancer or Sarcoma . . .	78-	
, found in -- (Basic cause)	82-	
, may be --		9.5- 27
, preceeds or produces -- .	3.5-	
, skin --		30 - 85
		30 - 1.5
, -- toxins	91-	
, -- virus		3.5- 37
		7.5- 9
See also Carcinoma, Leukemia, T- & D-Cancer, D-4, D-Growths		
Captan		4.75- 3.5
Carbon		47 - 32
Carbon dioxide T	54-	47 - 67
Carcinoma T, D-Growths	30-	30 - 50
, bladder		30 - 37
, brain		30 - 25
, breast		30 - 92
, bronchial area		30 - 74
, colon		30 - 90
, esophagus (localize).		30 - 35
, epithelioma (").		30 - 35
, found in --	23-	
	24.5-	
, gall bladder		30 - 38

Carcinoma, intestines	30	-	94
, kidney	30	-	23
, larynx (localize)	30	-	24
, liver	30	-	64
, lungs (localize).	30	-	24
, lymphatic	57	-	44
.	83	-	81
, metastasis	30	-	56
.	30	-	58
, pancreas (localize)	30	-	24
, rectum	30	-	12
, spinal cord	30	-	27
, stomach	30	-	32
, thyroid	30	-	80
, tongue	30	-	43
, uterus	30	-	22
Carcinosis	30	-	37
Cardiovascular syphilis	20	-	43
Cardiovascular vitality	9	-	49
Caries 25-			
Cataract	75	-	79
Cataral toxins 6-			
Catarrh T. 29-	29	-	83
, frontal sinus	29	-	33
, mucous membrane	29	-	51
Cecum -60	90	-	66
Cervix (See Menstrual . . . -26			
Cramps) . . . -86			
Chest conditions	2	-	38
(see D-Lungs, T-Chest, T-Lungs)			
Chest constrictions (C).	69	-	3.5
(C).	60	-	51
, (maybe)(C).	30	-	2.5
(C).	58	-	2.5
(C).	81	-	2.5
(see Pains in chest)			
from Cherries (& in -- ice cream)	2.5-		3.75
Chicken Flu	2.5-		.5
from Chicken, very toxic	2.5-		8.5

Chill, associated with fever . . .	95	-	85
(see Heart Exhaustion, D-Malaria)			
Chlorine D-23	37-	37	- 93
.		37	- 82
.		6	- 37
Chlorophyll T, D-Weight, D-2 & 3 .		23	- 25
Choking		90	- 8
.		30	- 37
Cholelithiasis		84	- 73
Cholesterin (may be --).	23-		
Cholesterol D, D-3	23-	3	- 7.5
Chronic Bronchitis		8	- 96
Cigarette paper		22	- 53
.		37	- 82
Clitoris		8	- 81
Clot T, D-Thymus	29.5-		
Cobalt (see Special Minerals List)		72	- 84
in coffee		72	- 94
Coccyx (low back pain) T, Tm7. . .	-96	14.5-	96
.		30	- 96
Coffee, cobalt in --			
, from --.		3.5-	8.5
.		4.5-	12.5
, from --, headache		3	- 49
, from --, thyroid		2.5-	9.5
Colds T, D-Nose, D-Sinus & colds, .	32-	38	- 21
STB-Common Cold & Flu	78-	84	- 37
.	3-	64	- 51
.		3.5-	51
.		3	- 4
, found with 3-4 in cold		18.75-	25.25
, basis of --	31-		
, -- & Flu STB	33.5-		
, -- & Polio	82-		
, watery --		32	- 53
Colisepsis	75-	6	- 44
Colon Bacillus	62-	20	- 62
, in Gall Bladder		62	- 38
(for T- & D- notes see Bacillus Coli)			

Colon, ascending	-8		
, associated with --	5-		
, blockage T.		12	- 38
.		82	- 38
, carcinoma		30	- 90
, condition T	39-		
, descending --	-90		
.	-62		
, diverticuli		8.5-	6.5
.		95	- 66
, function		12	- 82
, gravel, dry stool,		13	- 90
, large bowel		22	- 90
, motor center of brain with reference to --	-30		
, sigmoid	-12		
, toxic,		82	- 39
, transverse --	-60		
" , hepatic flexure	-78		
, -- wall TO		8	- 72
, vitality		8	- 72
, ? (diverticuli?).		14	- 94
Congenital Gynococcus		52	- 66
Congenital Lues		20	- 57
Congestion D, T	40-	7.8-	12.5
, abdominal		40	- 82
, adrenals		40	- 9
, appendix		32	- 91
, brain		24	- 39
, bronchial		40	- 83
, gall bladder		40	- 81
, general Tm4		40	- 91
, head		40	- 25
, in ear		29	- 33
, parathyroids		40	- 86
, prostate		45	- 46
, sinus		40	- 33
, skin		40	- 90
, spinal cord		24	- 39
, thorax		40	- 93
Conjunctiva	-19		

Connective tissue	-31	61 - 21
, in arthritis (Cancer?).		14 - 31
, fatty --	-61	
, fatty -- in arthritis .		63.5- 61
, in pork chop (see). . .		39 - 35.5
Constipation T, STB, D-17, . . .		29 - 90
D-18,		22 - 46
D-Jello		10 - 74
.		6 - 72
(increases).		2 - 84
, possibly --		2 - 86
, hard dry stool, colon gravel		13 - 90
, adrenal medualla, associated		
with --		28 - 23
, -- associated with green		
apple cramps		47 - 90
Convulsions		4 - 78
from Cookies, itchy,scaly skin .		4.75- 3.25
Copper		75 - 32
Cornea	-33.5	24 - 33.5
Corpora Luteum		65 - 44
Coryza, T	16-	
.	96-	
, acute		9 - 96
, mucous membrane		96 - 51
Cosmetics, detergent in--(M) . . .		31.5- 8
Coughs D, T	5.5-	14 - 37
.	87-	14.5- 37
.	88-	14.5- 13.5
.		7.5- 14.5
, tickle in throat		13.5- 37
Cow warts (building rate) T. . . .		51 - 22.5
(see also Warts)		
Cramps and colic T		47 - 32
(written: 47-32 & 47 & 90) ? ;		? 47 - 47
.		47 - 90
, green apple cramps, with		
diarrhea or constipation		47 - 90
Cribriform area of Ethmoid bone. -64.5		
Crocodile rate (associated		
with 29-29 & 8.5-8.5).		17 - 41

Cryptogenic Lues	20	- 45
Syphilis	20	- 45
T. B.	42	- 49
Crystals, Wes Cummings'	98	- 13
Crystallization	13-	
, rough skin	4	- 2.5
Cyst T, D-Growths	61-	70 - 80
Cystic Tumor	42.5-	
Cystitis, try	2	- 34
.	3	- 81
.	60	- 87
.	17	- 79

D

DDT, edema	48	- 85
, general T, STB, Virus X	48	- 6
.	48	- 50.5
, poison T.	48-	
, (W)	62	- 47
Dandruff T	26	- 19
.	12.5-	25.5
Darvan See T-Insomnia		
Death rate	54-	
Debris, nerve	92	- 11
.	92	- 62
, scurvey	9	-100
Depletion	77-	
Depression T	60	- 29
.	48	- 51
.	53	- 85
Dementia Praecox	92	- 96
Derma (see also Skin)	-91	
.	-42	
Descending Colon	-90	
.	-62	

Detergent		12.5-	4
in cosmetics (M)		31.5-	8
Detoxify		7.5-	3.5
Diabetes T, D, D-11, D-12		5 -	70
Diabetic sugar T-Sugar		5 -	70
Diaphragm (W)		33 -	58
Diarrhea D		2 -	4.5
, green apple cramps T		47 -	90
Digestive, general	-54		
Diphtheria T	5-	5 -	100
		2.5-	37
Diphtheritic mucosa	5-		
Diverticulum	-75	95 -	66
or Diverticuli		8.5-	6.5
Diverticulitis T		14 -	75
		18.5-	6.5
		75 -	75
Dizziness		6 -	23
, Meneer's Disease		2.33-	.5
		2.5-	.5
		3.2-	2.5
Drugs See T-Drugs			
Duct, Bile T	-23.5		
, Lacrimal or tear	-64		
Duodenum TO, D, D-17, D-18, D-19	-94	16 -	25
	-52	17 -	52
		11 -	??4
Dustrag, chemical T		3.5-	6
Dye, yellow from margarine or magine?		6.5-	2.5
from sweet potato		7.5-	6.5
		11.5-	22.5
Dysentary, Amoebic	57.5-		
, virus	2-		

E

EEE (European Equine	T.	46-	46 - 46
Encephalitis)		46 - 18
		46 - 53
(probably Parkinson).		46 - 8
, in bone			46 - 21
, in liver			46 - 29
, in muscle			46 - 41
, in nerve endings			46 - 91
, in skin			46 - 91
Ear . T, D			94 - 24
, --ache T & D	8-		4 - 69
	69-		8 - 68
, balance	-52.5		
, congestion			29 - 33.
, discharge T			42.5- 69
, from ears			3.75- 2.25
			8.5- 2.5
, infection			29 - 39
, inner --	-68		69 - 38
, itchy --			2.5- 1.75
, Meneer's Disease			2.33- 0.5
			2.5- 0.5
			3.2- 2.5
, middle --	-68		
, outer --	-69		
, outer passages	-20.5		
, -- passages			32 - 20.5
, strep in --			60 - 24
, syphilis in --			20 - 38
Ectopic pregnancy			76 - 79
Edema T			3.5- 42
			6.5- 17
			8 - 30
			8.5- 11.5
			12.5- 45
			43 - 43
, single dial combinations.			3.5- 32
			10 - 32
			15 - 32
			37 - 32

Edema, DDT	48	-	85
, flu	12	-	81
, from bread	6.5-		3.5
, try	2	-	29
Eczema	3	-	53
Effort, mental	16	-	7
Egg flu T, see also Flu	33	-	23
	82	-	47
Eggs, from white	13	-	8.5
, from yolk	14.5-		13.5
Elimination D-Grapes	12	-	82
	14	-	32
	10	-	74
Emboli	29.5-		
Emotional Disturbance ?	13	-	9
(see D-Nervous Condition, & also Epilepsy)			
Emotional Shock (M)	4.5-		58.5
(see Shock, D-Shock,	34.4-		58.5
& D-Nervous Conditions)	44.5-		58.5
Encapsulating Cancer	78-		
Encephalitis T-Virus --	2-		
Epidermus (see Skin)	-85		
Epiglottis, maybe	-16.5		
, maybe	-42.5		
(see Glottis)	-71.5		
Epilepsy T	4	-	58
, & emotional disturbances	30	-	28
Epithelial tissue	91	-	31
Epithelium (may be --)	-8.5		
Epithelioma	30	-	35
Ergot T-Metallic Poison?).	46	-	94
Esophagus	-37		20 - 43
	-43		
, burning --, try	2	-	34
	16	-	77
, carcinoma (localize).	30	-	35
Eustachian tubes	-69		69 - 38
	-48		
, strep in--	60	-	38

Eust.	24	- 68
Evacuation, for quick --	9	- 96
Excess see specific item		
Excess Moisture (see Weight) . .	6	- 82
Eyes D, T, STB,	35	- 18
.	48	- 78
.	18	- 12
.	18	- 48
.	18	- 70.5
(W)	3	- 40
, --ball -18	32	- 18
, bloodshot -- probably	55	- 19
, 'congestion in --	19	- 33
, cornea	24	- 33.5
, in eyedrops. May be Cortesone	3	- 6
, itchy, burning --	24.5	- 19
, --lid fluttering	46	- 79
, --lid lining D&T-Styes . . -79		
, --lid troubles	88	- 79
.	14	- 79
, nerves -11.5		
, puffs under --, tumors? . . .	58	- 97
, Secropia (hurts --)	18.5	- 62
, sharp pain in --	29	- 59
, -- and skin	39	- 45
.	3.75	- 3
, in Strep or Staph	19	- 33
, Strep	60	- 18
, Styes D, T, STB-Eyes		
, Syphilis, ocular.	20	- 33
, undulant	10	- 19

F

Face T	8.5- 13.5
.	2.75- 3.25
?	2.5- 15.2
, sore on --?	13 - 92
Fallopian Tube, left (G. C.	23 - 19
, right aftermath)	23 - 17
Farmer Brown rate	14.5- 48
Fat T, STB-Weight Control	1.5- 37
(see also Weight)	4 - 42
.	4.75- 3.25
.	11.5- 18
.	12 - 84
.	14 - 90
.	68 - 72
(note blurred. May be 72-63).	12 - 63
, possibly --	2.5- 28
.	3 - 12.5
.	3 - 26
.	6 - 89
.	8.5- 17
.	6 - 24
.	16.2- 20.5
.	4 - 6.5
.	4 - 65
.	8 - 92
.	12 - 26
(from Lysol)	9 - 4.5
, in pork chop (see)	12.5- 32.5
, loose --	95 - 66
, try for --	17.5- 51
.	24 - 4
.	26 - 82
.	86 - 24
Fatty tissue T -61	88 - 6
Fatty tumor 87-	
Fatigue T	16 - 72
Feather toxins	19 - 39
Feet possibly. (decreases)	26 - 84
Female Urinary bladder	19 - 14
Fertility, ovum	43 - 31

Fever D-Malaria, T, STB	95	-	85
, Hay fever	8	-	96
, undulant -- (see)	10-	10	- 65
, frequently present with --	83-		
Fibroid parathyroid	81	-	96
Fibroid tumor T	90-		
Fibroids, adhesions	81	-	90
Fibroma, fibrosis (Chromium?)	51	-	81
Fibrosis T, STB, D-Growths	81-	51	- 81
, in uterus	81	-	81
, secretion inducing or producing --	84	-	53
.	51	-	53
.	91	-	53
Fingers, washed T	-9.5		
Firming flesh	34	-	25
Fleshy tumors under eyes	58	-	97
from Flour	21	-	25.5
, improves skin	6	-	3
Flu T, STB-Common Cold & Flu	3-	14.5-	37
.	11-	47	- 90
.	37-		
.	38-		
.	78-		
.	84-		
.	87-		
.	89-		
, aftermath	6-	6	- 50
.		3	- 38
, Asian		14.5-	9
.		14.5-	51
. (cough)		14.5-	37
(C)		29	- 33
, Chicken		2.5-	8.5
and Colds	33.5-		
, edema		12	- 81
, egg -- T.		33	- 23
.		82	- 47
, -- in heart (short of breath)		38	- 70
, -- in nerves		68	- 11

Flu, intestinal D	38	-	21
.	6	-	4
.	81	-	23.5
, & La Grippe T-Grippe	68-		
, like --	37-		
, Mexican --	13.5-		
, muscle --	46-		
, Stomach --	46-		
, -- serum	33	-	23
.	82	-	47
, Trypsin, (see), associated with 38-12.	6	-	4
Fluid T	29	-	29
.	20	-	43
Fluorine	85	-	72
Food Poisoning T,D, D-Mouth Sores, T-Cramps	47-	47	- 13
Foot & Mouth Disease see Hoof & Mouth Disease			
Forebrain	-15		
.	-5		
Fright	3	-	23
Fruit tree	14	-	64
Frontal Sinus	-3		
.	-50		
Function T	14.5-	2.5	
Fungi	19-		
.	82-		
Fungus T	9-	82	- 32
.	9.5-	9.5-	42
.	42.5-	42.5-	42
.	45-	45	- 42
.	85-	86-	- 42
.	8.5-		
, in hair	2	-	6
, in toes	3.75-	9.5	
also?	9.5-	9.5	
also?	9.5-	100	
, in water (Mucous membranes itch)	8.5-	23	
, mange on dog	1.5-	85	
, uterine --	11	-	29

C

Gall Bladder D-19, D-9, TO . . .	-35	13	- 64
, in arthritis . . .		13	- 64
, B. Coli in -- . . .		62	- 38
, carcinoma in -- . . .		30	- 38
, congestion in -- . . .		40	- 81
, strep in -- . . .		60	- 35
Gall Stones D, D-9, T	23-	84	- 73
Gangrene	54-	54	- 92
Gastric mucosa		77	- 84
Gastric Ulcer T-Ulcer	92-	8	- 54
.		92	- 25
.		92	- 32
.		92	- 71
, in mouth		92	- 12
, by lead poison from Aluminum utensils.		92	- 80
, by metallic poison.		80	- 32
Gastro-Intestinal Tract: (see also each one)			
Appendix	-66	3	- 8
.	-8		
Ascending Colon	-8		
Cecum	-60		
Descending Colon	-90		
.	-62		
Duodenum	-94	16	- 25
Diverticulum	-75		
Hepatic Flexure, Transverse Colon	-78		
Intestines	-82		
Pylorus	-38		
Rectum	-96		
Stomach	-32		
Transverse Colon	-60		
Gatoraid, from -- Tml		4.25-	4.25
, from --		5.75-	1.25
, transpose from --		12.5-	11.5
Gelatine, for skin		6.75-	2.5
General acidosis		34	- 84
General Alkalinity		26	- 41
(See T-Acid/Alkaline to balance)			

General congestion		40	-	91
General depletion		68	-	27
General infection (increases)		8.5-		4
General lymphatic rate		44	-	41
General treatment (M)		64	-	18.5
	(M)	95	-	22.
	(M)	95	-	32.5
General vitality		9	-	49
	, try	98	-	26
	(see T-Ovaries)			
Genito-urinary system	-88			
	, strep	60	-	87
Glands in neck & throat, strep		60	-	83
Glandular system	-57			
Glans Penis	-26	6	-	88
Glass		87	-	65
Glaucoma		91	-	74
	, in skin	91	-	74
Glottis	-71.5			
Glucose		65	-	31
Glycosuria		5	-	70
Goitre		81	-	92
Gonads (M)		17.5-		7
Gonorrhea		5	-	52
	, congenital	52	-	66
	, find also	20	-	5.5
Gravity pull and rate		49	-	73
Green apple cramps, T		47	-	90
Gums (see also Teeth)	-25	3	-	25
	-25.5		
Gums extension (A)		42	-	25

H

HCl	see HydroChloric Acid	
Ham toxin		7.5- 2
from Ham, reduces		12 - 11.5
from Hamburger		8.5- 3.5
Hair, darkens		10 - 61
, follicle	-85	
, fungus		2 - 6
, Loss of -- (See D-Loss of Hair)		2 - 6
, may be --		8 - 62
, roots	-50	
, scalp	-14	
Hardening and calcification	69-	
Hardening of arteries T-Arteries		7 - 71
Hardening of veins		7 - 97
Hay fever STB		8 - 96
Headache T, D, Tm8	-8.5	50 - 8.5
		26.5- 8.5
		8 - 33
		12.5- 13.5
		13 - 90
		14 - 51
, front (C)		14.5- 3
		14.5- 8.5
, front and temples (C)		88 - 51
, migraine -- (see) T		10 - 32
, rear (C)		38 - 12
, stomach --		10 - 32
, tension --		26 - 31
, zinc		12.5- 53.5
, zinc pineal		68 - 97
, associated with		
congestion in ears &		
sinuses;-caused by rate		29 - 33
, for -- and skin		9 - 2.5
, found in tests for -- T.		2.75- 3
		2.75-81
		2.75-13.5
, from arsenic		14 - 52
, from coffee		3 - 49
, from odors		14 - 64.5
, from Sanka		3.75- 3.75

© Dr. T. Galen Hieronymus

Heart D, T, TO, STB	-70	2 - 76
.		20 - 70
.		2 - 70
.		4 - 70
, -- attack, incipient.		38 - 70
, in -- conditions, try		30 - 69
, flu in --		38 - 70
, for --		69 - 70
.		39 - 70
, increases --		2 - 84
, rheumatic --		10 - 19
., try.		20 - 29
.		60 - 70
, -- skip,		
		29 - 6.5
, -- spasms		58 - 95
.		63 - 84
.		81 - 80
, -- strain		4 - 78
, -- strep		60 - 70
, heartworms, in dog.		15.5- 24.5
Hemoglobin T		20 - 31
Hemoletic Strep	19-	
Hemophilia T		22 -100
, bleeding (see Hemorrhage)		29 - 31
Hemorrhage T, STB		29 - 31
., in --	-26	
.	35.5-	35.5- 97
.		35.5- 71
.		35.5- 70.5
.	81-?	
Hepatic Flexure, Transverse		
Colon	-78	
Heredity		40 - 72
.		48 - 72
Hernia		40 - 41
.		55 - 41
.		77 - 41

Hickcough	36 - 43
.	36 - 32
.	36 - 38
Hiccups, vagus nerve	22 - 27.5
High Blood Pressure, dizzy T, D. 6-	6 - 23
Hives T 80-	55 - 42
.	55 - 91
Hoarseness	88 - 16
., associated with	
. Malathion (see) . .	18 - 36
Hodgkins	13 - 17
.	58 - 17
Hoof (foot) & Mouth Disease . .	38 - 61
.	9 - 96
.	40 - 89
.	20 - 44.5
Hormones (ovaries)	3 - 54
Human materials	9 - 49
Hydrogen	57 - 88
HydroChloric acid T, D-HCl, . . . 72-	72 - 70
. . . D-Burns, STB-Excess HCl . . .	70 - 70 (C)
Hyperacidity, systemic	5 - 78
Hyperalkalinity, systemic	4 - 27
. (see D-& T-Acid/Alkalinity)	
Hyperactive Thyroid	81 - 92
Hypertonicity T, STB-Tissue	
. . . Tonicity, D-Chemical Make-up,	
. . . D-Nervous Conditions 22-	
Hypothalamus -2	
. -51.5	
Hypotonicity T, STB-Tissue	
. . . Tonicity, D-Chemical Make-up,	
. . . D-Nervous Conditions 77-	
Hysteria see STB-Mental Disorders	

I

Ice	80 - 45
.	13.5- 17.5
Ice tray, anodized	3.25- 8.75
Ichthyol	22 - 82
Increases	53 - 73
-- adrenals	65 - 62
allergy	13 - 29
reduces arthritis	10 - 9
for 13-58 (arthritis?)	13 - 61
for backache, reduces pain	
all over	7 - 48
constipation	2 - 84
relieves eyes	3.75- 2.75
for fever (95-85)	3 - 61
general infections	8.5- 4
-- heart	2 - 84
Lowery Pepper (-- 68-).	4.2- 9.75
-- all organs and seems to	
reduce infection	4 - 18
Parsley --, eliminates poisons.	2 - 1.5
reduces poisons, also 5.5-.	24 - 29
for all poisons	16 - 12
-- Prostate, decreases gastric	
ulcer	2.5- 26
reduces 13-30	13 - 82
reduces 49.5-	49.5- 2.5
reduces 72-70 (caused by 47-32)	
& also stomach & cold reactions	8 - 96
firms skin & breasts	34 - 85
for skin	6.5- 12.5
for skin	30 - 24
for skin and headaches	9 - 2.5
possibly for skin	51 - 85
reduces 7-81 (skin scale)	8 - 92
from turkey	6.5- 3.5
-- all vitalities, from	
raspberries	19.5- 8.5
-- Vitamin D	89 - 70

(All of these rates increase when treated, or cause an increase in the organ mentioned.)

Infection T	12.5- 25.5
Inflammation T, D-Congestion. .	20 - 90
, (W) 40-	40 - 91
, acute 48-	
, chronic 55-	
, found when 48- is	
severe 58.5-	
(see also Congestion)	
Influenza (see Flu)	2 - 82
Innate life	91 - 41
Inner Ear -68	69 - 38
.	32 - 68
Inorganics (W)	10 - 1
Insanity, found in -- D, &	
D-Nervous Conditions, &	
STB-Mental Disorders	30 - 28
Insecticides T 48-	6.5- 72
.	18 - 36
Insomnia, Try T	56 - 12
.	2 - 84
Insulin (M)	4 -100
, maybe? related to liver &	
pancreas (SD combination)	48 - 9
Insulin-free part of pancreas D, TO	43 - 53
Intestinal carcinoma	30 - 94
flu D	38 - 21
flu, trypsin	6 - 4
virus ("Washington	
virus)	2 - 4.5
Intestines -82	
, small ?? -32	
, (W)	28 - 30
Iodine (T-Metallic Poison?). . .	80 - 91
Irritant 35-	
, sinus & connective	
tuissue	49.5- 49.5
Isle of Langerhans T, TO, D-11-16	36 - 35
Isthmus of Thyroid -92	
Iron	49 - 27

Itch, general itchiness	2.5-	2.25
(D-Burning)	24.5-	85
, itchy ears	2.5-	1.75
, itchy eyes (D-Burning)	24.5-	19
, itchy rectum and nose	8.5-	90
, itchy scalp (D-Burning).	24.5-	14
, makes skin itch, treat rate to reduce	11	- 4
Ivy, poison see Poison Ivy		

J

Jaundice, yellow T, D-Liver	6-	
Jaws, parotid area D-Parotid	-4	
Jello D-Cancer, D-Constipation	7.25-	6.25
Joints	79	- 52
, knee T-Knee.	31	- 31
, syphilis in --	55	- 52

K

Kidney T, TO, Tm8	-23	32	- 23
.	-82	3	- 82
(M).		21.5-	23
, carcinoma.		30	- 23
, in High Blood Pressure		6	- 23
, poison	34.5-		
, stones T, D, D-9		43	- 83
, strep		60	- 23
, Tubules	6-		
(left).	-63	6	- 63
(right)	-72	6	- 72
Knees T	-31	31	- 31

L

Labia majora	-86	
Labor pains, T-Pain (C)		79.5- 11
	(C)	79.5- 91
Lacrimal ducts	-64	
La Grippe T-Grippe	68-	
Large Bowel		22 - 90
Laryngeal part of Pharynx	-32.5	
Laryngitis T	84-	
Larynx	-16	32 - 16
	, carcinoma (localize)	30 - 24
Lead (see Special Minerals List)		3 - 80
	, poison T	80- 3 - 80
		x - 80
	, -- in ? (coccyx?)	80 - 7
	, -- in pencil	8.5- 11
Lean meat in Pork chop (see)		10 - 24.5
Lecithin		10.5- 7.5
	(skin)	16.5- 22.5
Left Lobe of Liver TO	-45	45 - - 29
	(see Liver)	
Legs, ache		68 - 71
	, weakness	28 - 23
Leprosy, fungus in --	45-	
Lettuce		4.5- 6
Leukemia T, D (see also Cancer,		11 - 67
T- & D-Cancer)	30.5-	30.5- 91
	35 - 9
	12.75-46.5
	17 - 29
	30.5- 29
	35 - 32
	, in --	5-
	, -- in mouse	59 - 77
	, try	38 - 38
	, "Anti-Leukemia" (can't	
	keep liver up if this	
	rate is up.)	66 - 29
Leucocytes, Leucocytosis		59 - 42
Leucocytes, destroys -- T.	20.5-	
Leucorrhoea		17 - 52

Ligaments	-45.5	7	- 14.5 (C)
.	-21.5	21	5- 21.5(C)
.		21.5-	45.5(C)
arthritis in --		13	- 21.5
Lindane T		6.5-	15
Liver TO, D, D-12	-29	17	- 29
, carcinoma		30	- 64
, -- factor		12	- 29
, Filter factor ?		7.5-	29
, "key" (M)		6.5-	29
, left lobe of -- TO	-45	45	- 29
associated with:		18	- 29
associated with:		63	- 29
, obstruction		60	- 29
.		81	- 80
, right lobe of --		18	- 29
.		72	- 29
, staph infection		35	- 29
, strep in --		60	- 29
, TB in Left lobe of -- see			
D-Diabetes		42	- 45
Lockjaw	-4		
Longevity		10	- 72
, increases heart		2	- 84
Loose fat (see also Skin)		95	- 66
Loss of hair, nails, & hooves D			
Loss of sleep (see Insomnia)		6	- 72
Low back pain (coccyx-see)		30	- 96
Low blood sugar T, D-Nervous			
Conditions		26	- 31
Lower brain		48	- 55
Lungs T, TO, D, D-23	-53	92	- 83
.	-47	4	- 83
.		4	- 9
, Carcinoma (localize)		30	- 24
, chest conditions D,T,.		2	- 38
, eliminate Nickel		92	- 83
(see T-Nickel, T-Poison)			
, in --	5-		
, lower --	-74	32	- 74
.		32	- 33

Lungs pain, short of breath	8	- 53
, strep in --	60	- 53
, upper --	-93	32 - 93
.	-73	
Lupus	7-	
Lydig cells	83	- 89
Lymph glands ? in pork chop (see).	80.5-	44
Lymph nodes	-44	
Lymphatic carcinoma	57	- 44
.	83	- 81
glands	3	-100
.	36	- 17
syphilis	20	- 23
Lymphatics TO	-17	44 - 41
(M)		2.5- 17
, in --	5-	
Lysol	13	- 14
.	21	- 29
.	32	- 49
.	39	- 68
from Lysol, possibly fat	9	- 4.5

M

Magnesium	27	- 13
Malaria T, D, Tm6	4	- 32
, trypsin	6	- 4
Malathion T	7.5-	1.5
.	18	- 36
, -- aftermath, backache.	14.5-	27
Male rate	2	- 87
Male urinary bladder	21	- 15
Malnutrition	92	- 5
Mammæ (W)	15	- 93
Mammary glands	-56	59 - 92
Manganese	73	- 71
Mange (from dog)	1.5-	85

Margarine, Blue Bonnet -- at			
Pigeon Pattio, for heart skip	29	-	6.5
?, yellow dye	6.5-		2.5
, from --, very toxic .	3	-	1.5
Marrow, bone (see Osteomyelitis)	-21	35	- 92
Mastoid area	-24	30.	- 24
.		32	- 24
, earache		4	- 69
Maturity?, makes hair dark . . .		10	- 61
Maxillary sinuses	-33		
from Mayonaise		12.5-	4.5
Measles	4-	4.5-	85
Medulla (nervous quivers) . . .		28	- 23
.	-10 ?		
.	-15		
Membrane covering uterus and			
ovaries	-53.5		
Meneer's Disease (see ears, &		2.5-	0.5
dizziness)		2.33-	0.5
.		3.2-	2.5
Menge	14-		
Meninges	-50 5		
Meningitis, meninges		66	- 44
, brain & cord in -- .		44	- 32
Meningococcus T	14-	14	-100
.		14	- 3.5
Menopause T, TO		10	- 81
.		53	- 85
.		60	- 29
.		25	- 25
, look for undulant . . .		10	- 65
Menstrual cramps T		30	- 26
.		34	- 26
.		8	- 26
(maybe) (C).		47	- 32
Menstruation T		29	- 31
Mental effort		16	- 7
Mercury (see Minerals) T		55	- 60
, poison T		92	- 79
Mesentary, may be --	-8.5		

Metal poison See specific metals	
Metallic poison T (see T-Poison)	
Metastasis, carcinoma	30 - 56
, sarcoma	7 - 38
Mexican flu (see Flu)	13.5-
Midbrain	-10
Migraine, T (see Headache) . . .	69 - 28
.	10 - 32
, &/or stomach upset T . . .	10 - 50.5
,	15 - 50.5
.	37 - 50.5
, bone rate in --	61 - 21
, found in --	8.5- 48
(see Parathion, T)	
Milk, caused swelling ankles . .	2.75- 5.75
Mind, rate seems to stimulate --	8 - 67
Mineral spirits	7.5- 36
Minerals: (see Special Minerals List)	
Bismuth (prism) . .	38 - 31
Cobalt (see) (prism) .	47.5- 62.5
Chromium	3 - 25
Graphite	8.5- 11
Lead (see) (prism) . .	51 - 62.5
Mercury (see) (prism) .	92 - 99
Nickel (see) (prism) . .	24 - 56.5
Zinc (prism)	53 - 41
(see also zinc)	12.5- 53.5
Mold	5.5-
Moles and warts (see warts) . . .	26 - 32.5
.	18.75-25.25
Money, paper	80 - 37
Mononucleosis T	53 - 53
Morphine	4 - 46
Mosaic, in tomato & potato . . .	11.5- 4
.	18 - 4
.	23.5- 13
.	39 - 91
.	23 - 8
Mosaic virus	1.25- 0.75
from Mosquito	
Motor center, Colon	-30
Mouse, leukemia (see Leukemia) . .	59 - 77
Mouth (see Vincent's Angina) . . .	11 - 81
sores D, Acidosis D	5 - 78

Mucosa	29-		
, Diptheritic	5-		
, found in(Mucous membrane)-	51		
, gastric --		77	- 84
Mucous Membranes	-12	8	- 51 ?
.	-51		
, coryza		96	- 51
Multiple myelitis T		7.5-	13.2
Multiple Sclerosis, in -- T . . .	58-		
.	69-		
.	74-		
.	83-		
.	93-		
Mumps T	29-	29	- 29
.		29	- 33
.		29	- 39
Tm6	4-	4	-100
Muscle T	-41	11	- 41
, ache		68	- 41
,		55	- 41
,		47.5-	41
, -- fatigue		28	- 41
, flu	46-		
, involuntary --?	-57		
(D-Swallowing)			
, pain in --		8	- 41
, -- sheath	-42		
, -- weakness	31.2-	31	- 2
Muscular Dystrophy T	1.5-		
Muscular strain T, &		55	- 41
STB-Strained Muscles		55	- 21.5
.		40	- 21.5
.		77	- 21.5
.		40	- 31 ?
Muscular Tic (see also Tic) . . .		36	- 41
from Mustard		13.5-	9

N

Nasal area, upper	-48	32 - 48
Nasal passages		40 - 48
.	-34.5	32 - 34.5
.		76 - 34.5
Neck & Back		14.5- 40
, & back ache		14.5- 27
, glands, strep in --		60 - 83
, stiff --		3.75-24.5
.		38 - 12
.		38 - 12.5
Necrosis D (DO NOT TREAT)	54-	54 - x
.		54 -100
Necrotic Tissue	60-	
Negative polarity	95-	
Nematodes T (Taken from		39 - 89
data for Willse Grove		2 -100
research. The first 12		15 - 42
rates were used with		12 - 27
many varied types, both		6.5- 11
identified & uniden-		8.5- 2
tified. All others are		7 - 13
specifically identified.)		2.5- 43
(See also Worms)		48 - 13
.		7.5- 2
.		82 - 9
(Not Radolphus).		4.5- 1.5
Root --		3 - 73
Root or		4.5- 1.5
Citrus burrowing --		2 - 99
Rudolphus		2.5- 43
Citrus Root		12 - 27
found in single, isolated --.		12.5- 2.5
attached to a dead --		10 - 21
.		22 - 9
.		28 - 4
.		71 1- 13
more rarely found rates		52 - 58.5
.		13 - 4
Nephrolithiasis		43 - 83

Nerves	T	-11	5 - 62
		22 - 87
		60 - 29
		2.5- 9.75
	, possibly --		38.5- 25.5
	, birth pains (C) T-Labor		79.5- 11
		79.5- 91
	, debris		92 - 11
		92 - 62
	, EEE in -- endings		46 - 91
	, -- endings	-91	
	, eye --	-11.5	
	, found in individual's --		41.5- 41.5
	, flu in --		68 - 11
	, -- pressure (W)		5 - 41
	, -- strain		4 - 74
	, syphilis		20 - 11
	, -- tissues.		5 - 62
	, twitches (see).		0.5- 4.5
	, Vagus nerve (hiccups)	-27.5	22 - 27.5
	, waste		28 - 62
Nervous conditions	see D-Nervous conditions & STB-Mental Disorders		
Nervous exhaustion	D-20, T		53 - 53
Neurasthenia	D-20, D-Nervous conditions, STB-Mental Disorders		3 - 23
from Newspaper scan		9 - 8.5
Nicotine poison	T		12 - 38
Nickel	T (see Minerals).		17.5- 41
		41 - 13
		41 - 26
	, poison T	41-	
Nitrogen		12 - 19
Nitroglycerine		10 - 54
Nitrous oxide (maybe)	88-	
Nose	T, D, D-Sinus		19 - 96
	(W)		51 - 53
	, drippy		30 - 51
	, itchy		8.5- 90
	, watery		16 - 77
	(see also Colds & Nasal Passages)		

Q

Obesity	29-		
Occiput	-40		
Ocular Syphilis		20	- 33
Odor, caused headache		14	- 64.5
Omentum	-52.5		
Ophthalmos		48	- 55
Organs, increases --		4	- 18
Osteomyelitis (inflammation of bone marrow -see-) try		42	- 92
		60	- 92
Osteoporosis		30.5-	21
Ovarian residue		76	- 79
Ovaries T, TO, D-20, D-Cancer.	-22	3	- 54
, membrane covering --	-53.5		
Ovum fertility		43	- 31
Oxalic acid, from spinach (see)		5.5-	12
Oxyquinoline Sulphate		16	- 85
Oysters, possibly from spoiled--		6.75-	.75

P

Pacchionian Bodies D, Tm7	-6		
Pain T	79.5-	20	- 90
		14.5-	27
, causes --	31-		
, headache, pineal (zinc).		68	- 97
, -- in chest, look for (C).		30	- 2.5
(see Chest) (C).		58	- 2.5
(C).		81	- 2.5
, -- in eyes and skin (sharp)		29	- 59
, -- in lungs, short of breath		8	- 53
, -- in muscles		8	- 41
, in skin, caused by "Sweet & Low"		7.5-	14.5
, labor -- T (C)		79.5-	11
(C)		79.5-	91

Pain, low back -- (coccyx)	30	-	96
, sharp -- in skin & eyes.	29	-	59
(See Aches, Cramps, Headaches, & Migraine)			
Palm Disease T	37.25-		
Pancreas T, TO, D-allergy,	-34	9	- 70
D-12,-14,-19 (M).		85.5-	22.5
, carcinoma (localize)		30	- 24
, Insulin-free part			
of -- D,T, TO		43	- 53
, Sugar-free part TO.		6	- 4
, Islets of Langerhans TO		36	- 35
" " (M)		8	- 91
from Paper envelope, reduces			
Cancer		3.5-	7
Paper money		80	- 37
Parathion T, D		8.5-	48
.(with -- D).		30	- 50
.		55	- 18
.(see T note).		4.75-	3.25
Parathyroid D-9, D-Thymus, &	-92	86	- 4
D-Malaria		21	- 55
.		20	- 90
.(M).		26.5-	91
, Fibroid		81	- 86
Paresis		20	- 55
.		20	- 57
Parietal area of brain	-20		
Parkinson, probably (EEE).		46	- 8
, found in -- (C)		46	- 46
(C)		46	- 50.5
(C)		48	- 50.5
(C)		28	- 23
Parotid D	-39	39	- 24
Parotid area, jaws	-4		
Parsley increases, reduces Poison		2	- 1.5
from Pectin D-Cancer		13.5-	4
Pellagra		53	- 73
Pencil lead		8.5-	11
Penicillin (W)		52	- 29

Penis	-26	6 - 88
Pepper, increases 68-.		4.75- 9.75
Pepsin		4 - 83
Periosteum	-49.5	
, worms in --		89 - 49.5
Peritoneum		91 - 31
Pernicious Anemia T-Anemia		35 - 92
Depression (strep in Liver)		60 - 29
Pharynx	-48?	24 - 7
, laryngeal part of --	-32.5	
, nasal part of --	-36	
Phenobarbital		18 - 45
, (W).		20 - 48
Phlegm T	5-	5 - x
Phosphorus		92 - 62.
Pineal D, D ₄ , -5, -23 &	-27	1 - 28
D-Nervous Conditions	-28	68 - 28
(M)		26 - 28
(W)		71 - 51
, -- extract		71 - 51
, gland in -- headache		68 - 97
Pin worms (see Worms, T-Worms)	77-	39 - 89
Pins & needles sensation (C)		38 - 12
		46 - 11
Pituitary, D-Impotency	-87	6 - 87
, (M)		24.5- 35.5
, anterior -- D-6,7,8		74 - 65
, posterior --		56 - 23
D-7,8, D-Allergy,		
D-Swallowing, &		
D-Nervous Conditions		
from Plastic		3.5- 2.25
Pleura, in pleuresy	-53	32 - 53
, strep in --		60 - 53
Pleuresy,		38 - 12
, pleura in --		32 - 53
Pneumococcus	78-	4 - 9
Pneumonia D, T	4-	4 - 9
		4 - 74
		84 - 93
, found in --,with 4-	84-	
, virus -- T.	2-	

Poison D, T & specific poisons	17-	
, Aluminum	16-	16 - 77
, Arsenic		14 - 52
, animal protein		20 - 57
, from butter. very toxic . .		21.5- 24.5
, chemical dustrag		3.5- 6
, chicken (flu)		2.5- 8.5
, DDT	48-	
, detergent		12.5- 4
, Food poison	47-	47 - 13
, in lower intestine		47 - 90
, in stomach		47 - 32
, -- Ivy		2 - 85
.		4.5- 3
.		11.5- 8
.		46 - 85
.		8.75- 2.5
, allergy		2 - 85
, kidney	34.5-	
, Lead	80-	
, Lindane		6.5- 15
, Malathion		7.5- 1.
.		18 - 36
, aftermath		14.5- 27
, from margarine		3 - 1.5
, new poison, makes skin itch.		12 - 90
, Nickel	41-	
, Nicotine (see also Tobacco).		12 - 38
, Parathion	8.5-	8.5- 48
(with 8.5-48)		30 - 50
.		55 - 18
(see T notes)		4.75- 3.25
, from pastries		3.5- 24.5
, Ptomaine		4 -100
(C)		47 - 32
(C)		10 - 32
(C)		4 - 78
, skin (toxic)		15.5- 12.
, Tobacco	12-	12 - 38
.		55 - 53
, Trithon		1.5- 12.5

Poison, "2-4D"	12.5-	2.5
, Weed killer	2.5-	4.5
(Be sure to look under specific poisons for rate and for treatments. See Insecticides)		
Polarity, negative	95-	
, positive	-100	
Polio D, T, STB, D-Arsenic	14-	2 - 41
.	2-	14 - 41
.	3-	14 - 27
.		3 - 27
.		2 - 27
, found with --	82-	
, Monkey -- virus		2 - 27
.		2 - 56
.		3 - 25
.		3 - 27
.		3 - 50
.		3 - 50.5
.		14 - 21
.		14 - 27
.		14 - 52
.		3 -100
Poliomyelitis		
in Pork chop (Dec. 4, 1950):		
connective tissue	39	- 35.5
fat	12.5-	32.5
lean meat	10	- 24.5
lymph glands?	80	- 44
Pons	-15	
Posterior brain	-5	
Posterior Pituitary	-87	56 - 23
Potassium Bromide		
Potato virus See Mosaic	71	- 65
Pregnancy	3	- 37
, ectopic	76	- 79
Prostate D-10, D-11, T, TO	-26	5 - 91
.		13 - 26
.		58 - 26
(M).		13.5- 26
, anemia		74 - 58
, congestion		45 - 46
, with hardening of arteries (?).	7-	

Proud flesh	13 - 58
.	50 - 81
.	50 -100
Pseudomonas Tuberculinum 200 . . .	2.5- 4
.	3.75- 1.5
Psora	40 - 72
.	48 - 72
Psoriasis	4 -100
(C)	25 - 23
Ptomaine poisoning see Poison	
Pus	35-
.	8-
Pylorus	-38
Pyogenic infection	3-
Pyorrhoea T	60 - 12
.	9 - 25

Q

Quinine (T-Metallic Poison?) . . .	10 - 23
.	15 - 23

R

Rabies	22 - 25
from Radishes, lowers all poisons .	2.5- 4
Radium burn	12-
from Raspberries, increases all vitalities	19.5- 8.5
Rectum Tm6.	-96
.	50 - 12
(W)	12 - 35
, carcinoma	30 - 12
, mucous membrane (anus). . .	-12

Reduces

-- (possibly)	2 - 3
-- (possibly)	2.5- 1
"Brings down lots of things" . .	23 - 8
-- Allergy	43 - 45
-- Appetite	2 - 81
-- Arsenic	2 - 81
Brings down all Arthritis rates	13 - 29
-- Arthritis	39 - 28
-- Cancer	3.5- 7
Brings down Cancer rates. . . .	3.5- 37
-- all Cancer rates	8.5- 12
-- Cancer rate	6 - 85
Brings down Cancer rates	68 - 27
Brings down Colds	33 - 51
-- cold reactions (increases) .	8 - 96
from cucumbers, lowers 47-32 . .	5.5- 11.5
-- Fatty tumors in flesh	7.5- 13.5
Decreases Gastric Ulcer	2.5- 26
from Ham, reduces	12 - 11.5
-- & shrinks Hemorrhoids.	58 - 90
-- all infections	3 - 27
seems to -- infections.	4 - 18
Brings down intestinal difficulty	68 - 27
-- knots in skin.	7.5- 13.5
Brings down Leukemia	45 - 29
-- Leukemia	87 - 54
Brings down Malaria	3 - 8
-- Nematodes	14 - 64
-- Nickel	92 - 88
.	29 - 29
-- Pain all over (increases). . .	7 - 48
-- Parathion? (use with 3-54) . .	4.75- 3.25
-- Parathion	16 - 25
Brings down Parathion & Lindane	37 - 94
Brings down Poisons	29 - 29
Brings down Poisons	23 - 89
Lowers all Poisons, from Radish	2.5- 4
-- Poisons	4.5- 12.5
.	3 - 25
-- Polio	33 - 51

Reduces

--(itchy skin?)	3 - 54
-- Skin scales (increases).	8 - 92
-- stomach reactions (incr.).	8 - 96
Lowers Tension	20.5- 2.5
-- Tumors	18 - 16
Brings down tumor rate (58-).	61 - x
-- weight	73 - 71
eliminates 3-73	57 - 7
-- 5.5-	16 - 77
.	16 - 27
-- 7-81 (increases)	8 - 92
Brings down 7.5-9	29 - 29
Brings down 8-s	45 - 29
-- 10-65	81 - 23.5
-- 12-38	6 - 85
-- 13-300	13 - 82
takes down 14.5-	5 - 91
for 14.5-	58 - 85
eliminates 14.5-	72 - 81
brings down 20-62	3 - 8
-- 24-	39 - 8.5
brings down 25-s	25 - 62
-- all 29-s	10 - 29
brings down 31-s	24 - 66
Clears 42-s	23 - 25
brings down 42-s	45 - 29
-- 42-53	81 - 23.5
-- 46-s	3.5- 12.5
lowers 47-32,	5.5- 11.5
-- 49.5- (increases)	49.5- 2.5
brings down 58-x	61 - x
-- 68-	33 - 39
-- 72-70 (increases).	8 - 96
-- 75-s	95 - 66
-- 87-	6 - 8
-- 98-13	4 - 95

(For each of these, be sure to check the Number List and the condition for rates. Also be sure to check Treatment Notes for complete treatment instructions.)

Reducing (see also	12.5- 25
T-Weight)	34 - 66
Reducing, ?	11 - 21
Redwood Factor T	13.5- 58.5
Renal Calculi	43 - 83
Renal stones (see Kidney stones)	43 - 83
Reserve energy	11 -100
Restlessness (drive)	26 - 31
Rheumatic fever T,D-21 68-	
, muscles achey	68 - 41
, in arteries	68 - 71
Rheumatic Heart	68 - 70
T-Heart &	10 - 19
STB-Heart Trouble	20 - 29
.	38 - 70
.	60 - 70
Rheumatism (W)	20 - 50
Rhus Toxicodendron (see Poison	
Ivy & T-Poison Ivy)	2 - 85
Ricketts T	68 - 71
from Roses	6.5- 11
from black spots on Roses,	
increases for skin	6.5- 12.5
Round worms T (see Worms)	39 - 89

S

Sacharrin causes rate	
(D-Artificial Sugar)	71 - x
Salivary glands -59	
Salt, common table -- T	82 - 37
(see Sodium Chloride)	
Sarcoma T, D-Growths 58-	
, in head area	7 - 38
, metastasis	7 - 58
, pulmonary (localize)	7 - 38
, uterine	7 - 38
.	7 - 48

from Sanka (headache)		3.75- 3.75
Scalp (hair) -14		14 - 14
, headache Tm2, T-Headache		2.75- 3
.		2.75-13.5
.		2.75-81
, itchy --		12.5- 25.
(D-Burning & Itching)		24.5- 14
Scarlatina		3 -100
Scar tissue T 13-		3 - 13
. 81-?		13 - 58
.		58 -100
Scurvey		9 -100
Scorpion stinger		5.25- 2.75
for Seconal		5 - 54
from Seconal, for eyes		23 - 9.5
Secropia, hurts eyes		18.5- 62
Selenium D-Loss of Hair, Nails, etc.		35 - 79
Sensation		13.5- 16
(see Pins & Needles sensation)		
Septic infection		15 - 42
Serous membrane		91 - 31
from Seven-Up		6.75- 2.5
Sex rate		4.5-100
Shakes, shakiness (C)		46 - 8
(C)		46 - 95
(C)		46 - x
Sheath, muscle -42		
Shoulders & neck, tightness T		38 - 12
Siatic, left		70 - 79
, right		70 - 76
Sigmoid Colon -12		
Silicon		90 - 89
Sinus T, D		5.5- 33
.		26 - 33
, burning		14.5- 37
.		18 - 33
.		18 - 3
.		18 - 51
, congestion		29 - 33
, dry		60 - 51

Sinus, frontal	-3	32 - 3
.	-50	76 - 50
.		32 - 50
, catarrh T		29 - 33
, strep in --		60 - 33
, irritant		49.5- 49.5
, makes -- fill up & sneeze .		47 - 32
, maxillary --	-33	32 - 33
, strep in -- (snoring) . . .		60 - 51
, ulcerated --		8 - 33
Skin T, D, Warts, Worms, & . . .	-42	91 - 31
D-Insulin-free part		8.5- 87
of Pancreas		21.5- 2.5
.		25 - 23.5
.		59 - 25
.		12 - 7.5
.		66 - 99
.		10 - 21
.		34 - 91
.		29 - 51
.		28 - 9
.		30.5- 25
.		37 - 41
.		33 - 24
.		1.5- 19.2
, possibly		28 - 48
, allergy	24-	
, blood cancer in --		30.5- 91
, -- cancer		30 - 1.5
, -- cancer, scaly skin		30 - 85
, congestion		40 - 90
, creapy --, eliminates it . .		3.5- 2.5
(from cabbage)		
, dry --		7.5- 0.5
(increases).		17.5- 45
, for dry skin		16 - 85
, EEE in --		46 - 91
, -- & eyes		39 - 45
.		3.75- 3
, facial --		8.5- 13.5
, flat tumors on --		13.5- 18.5

Skin, Fungus, in scalp & hair	2 - 6
, in toes	3.75- 9.5
, Glaucoma in --	91 - 74
, hair follicle -85	
, inflammation	55 - 85
, itching & burning in --	
D-Burning & itching	24.5- 85
, itchy -- (from cookies).	4.75- 3.25
, itchy -- caused by	12 - 90
.	11 - 4
, itchy ears	2.5- 1.75
, itchy scalp	12.5- 25.5
, loose --	34 ~ 25
, Mange (in dog)	1.5- 85
, nerve ending -91	
, pain in -- D-Artificial	
Sugar	7.5- 14.5
, pain in -- & eyes, sharp	29 - 59
, rough -- (crystallization)	4 - 2.5
, rough --	4 - 8
, Scaly skin	7 - 81
.	30 - 85
, corrected	88 - 6
, for scaly --	34 - 85
, soften --	4 - 8
, -- surfaces	10 - 42
, thick skin T-Perspiration.	86- - 85
(both rates--(C)).	39 - 89
, --(toxic)	15.5- 12.5
, -- or toxicity?.	2 - 12
, -- trouble (may be).	17.5- 2.5
, tumors, flat (see Warts)	13.5- 18.5
, possibly -- wrinkles	10 - 84
, --?	16 - 7.5
Sleep	3 - 33
.	4 - 48
.	0.5- 4
.	8 - 27
.	22 - 21.5
, (sugar balance)	26 - 31
, loss of -- (see Insomnia)	6 - 72

Small intestine	-82		
Smallpox vaccine T	97-?	3.25-	2
.		2.5-	1.5
(adds to 16-25)		40 -	42
Smallpox, "always have fever".		95 -	85
Smoke, result of --.	88-		
Smut, from tree T.		7 -	23
in Snake bite D		3.5-	3
Sneezes, skin & headache, helped helped by rate T		42.5-	51-85
Sneezing		51 -	51
Snoring (Strep in Sinuses)		60 -	51
Sodium	82-	82 -	42
Sodium Benzoate		6.5-	3.5
Sodium Cacodylate		27 -	93
Sodium Chloride T		82 -	37
Sodium Thio Sulphate		2 -	50.5
.		48 -	51 ?
Solar Plexus		10 -	70
Sore on face		1.5-	0.5
Sore Throat T, D, (see Throat, Sore)	84-		
Sorrow		90 -	8
Spasm	11-		
.	36-		
(allergy).	30.5-		
Spastic (W)		80 -	61
Spermatazoa		66 -	99
Spermatic cord	-86		
Speonoid sinuses, may be--	-37.5		
Sphincture muscle	-42.5		
from Spinach, Oxalic Acid		5.5-	12
from Spinach, possibly Oxalic Acid		24.5-	9.5
from Spinach		11.5-	3.5
Spinal cord	-11	46 -	27
.	-27	4 -	21 (W)
, anemia		15 -	23
, carcinoma		30 -	27
, congestion		24 -	39
, meningitis		44 -	32
, wave length		44 -	24

Spinal covering	46 - 50.5
Spinal fluid -55	
Spine	46 - 27
, base of -- Tm7. -96	
Spleen TO, STB, D-Malaria -95	4 - 95
, (M)	88.5- 9.
Splenic Flexure -80	
Sprained ankle	21.5- 21.5
.	72 - 21.5
.	5.5- 41
Sprained muscle	41 - 41
from Sprite	4.25- 0.5
Staph, middle grade 20-	
, weak 34-	
Staphylococcus T, D-Growths . . . 34-	2 - 34
. 35-	
. 52.5-	
Stiff neck (see also Neck)	3.75-24.5
Stiffness see Mononucleosis	
Stings see T-Stings	
Stinging T, D-Burning & Itching . 24.5-	
Stomach T, Tm8 -32	77 - 84
.	24.5- 32
, acidosis T.	5 - 78
, carcinoma	30 - 32
, -- constrictions	11 - 32
, cramps (see).	47 - 32
, -- flu 46-	
, -- headache (see Migraine)	10 - 32
, -- lining -88?	
, Malaria	4 - 32
, part of -- -84	
, -- ulcers, sores	92 - 85
, -- upset &/or migraine.	10 - 50.5
.	15 - 50.5
.	37 - 50.5
Strep 60-	30 - 70 --
, for --, "etc."	3.75- 2.
, Hemoletic --. 19-	

Streptococcus T, D, D-Chemical . . .	15-	15	-	60
	60-			
, appendix		60	-	66
, bone		60	-	21
, ear		60	-	24
, eustachian		60	-	38
, eyes		60	-	18
, gall bladder		60	-	35
, genito-urinary		60	-	87
, glands, neck & throat.		60	-	83
, head, mouth, teeth, and gums		60	-	25
, heart		60	-	70
, kidney		60	-	23
, liver		60	-	29
, lungs		60	-	53
, pleura		60	-	53
, sinus, frontal		60	-	33
, tonsils		60	-	37
, uterus		60	-	96
Styes T,D, STB-Eyes	-79			
Sub. Tissue in Arthritis		16	-	22.5
Subconscious mind		48	-	55
Subcutaneous tissue	-22.5			
	-42			
Submucosa, may be-	-3			
Submucous Infection T		3	-	3
		8	-	3
		34	-	3
Sugar T, D & T-Diabetes, D-11,12.		5	-	70
, artificial or substitutes				
D, D-Food Poison	47-	7.5-		14.5
, bad--, caused vomiting		19	-	7.5
, excess, D-11 Check		36	-	35
Sulfa (W)		38	-	42
Sulphanilamide		91	-	29
Sulphathiazol		49	-	84
Sulpher (T-Metallic Poison?)		77	-	94
		94	-	77
		3.5-		2
		15.5-		28.5

Sunburn T, STB-Burns	71 - 85
.	72 - 85
, sores	45 - 71
Swallowing D	-47.5
from Sweat	2.75- 0.5 ⁵
Sweet potato, yellow dye	11.5- 22.5 ⁵
.	7.5- 6.5 ⁵
Swelling D-Grapes	3.5-
.	5-
Swelling ankles (from milk).	2.75- 5.75
Swollen Shoot Virus in Cacao	94 - 2.5
.	2.5- 2.5
.	2.5- 39
.	6 - 2.5
.	6 - 39
.	13 - 2.5
.	17 - 2.5
.	34 - 19
.	15.2- 24.5
.	8.5- 4.5
Syphilis T	20-
.	89-
, acquired	20 - 55
(found with it).	20 - 5.5
, bladder	20 - 24
, cardiovascular	20 - 43
, congenital	20 - 57
, cryptogenic	20 - 45
, digestive	20 - 27
, ear	20 - 38
, joint	55 - 52
, lymphatic	20 - 29
, nerves	20 - 11
, ocular	20 - 33
, teeth	20 - 27

I

TB see Tuberculosis		
in Tang		14 - 26?
Tannic Acid, possibly, from tea.		8.5- 14.5
Tantrums T, D-Nervous		30 - 28
Conditions, &		81 - 28
STB-Mental Disorders.		58 - 28
Tape worm T (see Worms)		3 - 73
.		3 - 75?
from Tea		13 - 2.5
, possibly Tannic acid		8.5- 14.5
, "Red Clover"		5.5- 1.1
Tear ducts	-64	76 - 64
Teeth (W)		59 - 20
, & gums,	6.5-	
.	-25	
.	-25.5	
, strep in --		60 - 25
, syphilis in --.		20 - 27
from Teflon		4.75- 3.5
Temperature	30-	95 - 85
, of body		36 - 6
, burning --		30 - 24
, normal --		30 - 66
, to find germ active.		30 - 23
, to find germ dead.		30 - 54
Tendons	-45.5	
from Termite-eaten wood.		13.5- 16
Testes D-21, see Gonads.	-22	37 - 94
Tetanus		2 -100
(adds to 16-25)		41 - 34
(adds to 16-25)		41 - 81
Thalmus, may be --		40.5- 34.5
Thoracic area	-53	
Throat	-37	76 - 37
, found in -- condition	5-	
, sore -- D,T,STB-	5.5-	8 - 11
Common Cold		14.5- 37
& Flu		5 - 37
, sore -- , jelly-like mucous		45 - 29

Thymus D, D-4,5,23, D-Leukemia,		
TO, STB, Tm8	-77	59 - 77
, enlargement		59 - 77
Thyroid D-10, -15, T, TO,	-11?	6 - 81
D-Nervous Conditions	-98	57 - 98
.	14.5-	82 - 51
, (M)		25 - 26.5
, carcinoma		30 - 80
, from coffee		2.5- 9.5
, hyperactive or toxic --		81 - 92
.		81 - 98
, isthmus of --	-92	
, --, also Typhoid		4 - 23
, TB in --		42 - 60
from Tissues, Arrow brand.		6.5- 11.5
, Kleenex brand.		36 - 86
Tissue, body see type or organ,		
also STB-Tissue Tonicity		
, connective	-31	
, fatty connective --.	-61	
, fatty	-61	
, hardening of --.	93-	
, necrotic	60-	
, scar	13-	
, subcutaneous	-22.5	
from Toaster, asbestos		1 - 6.5
Tobacco Poison (see Poison).T.	12-	12 - 38
Toes		3.75- 9.5
, Fungus in --.		9.5- 9.5
.		9.5-100
Tomato, scan from --		2 - 20
, in -- See also Mosaic.		4.75- 2.75
Tongue (important in Asthma)	-36	85 - 43
.	-47.5	
, carcinoma		30 - 43
Tonsils	-47.5	3 -100
.		75 - 16
, strep		60 - 37
Toothache (after dental work).		12.5- 25
Tooth decay	25-	

Toxicity T	53-	
, or skin ?		2 - 13
Toxins (see T-Toxic Rates)	48-	4.5- 34.5
.		20 - 43
.		23 - 8
, body	44-	
, from butter		21.5- 24.5
, cancer	91-	
, catarrhal	6-	
, from chicken		2.5- 8.5
, from ham		7.5- 2
, from margarine		3 - 1.5
, may be some form of --		82 39
, from tapioca		7.66- 8.66
, toxic skin		15.5- 12.5
Trachea	-42.5	
Transverse Colon	-80	
, Hepatic, Flexure	-78	
Trench mouth (see Vincent's Angina also) T	86-	
Trichinosis		90 - 37
.		4 - 93
Trypsin (associated with Malaria and Flu.) T		6 - 4
, listed with 6-4 in notes.		4 - 6
Tuberculosis T, D, D-5,6,7,23	42-	14 - 52
, chronic	14.5-	
, found with 42-	87-	
Tubules, kidney (in --?)	6-	
, left kidney	-63	
, right kidney	-72	
Tumor T, D	58-	
.	13-	
, benign	58-	
, bladder (probably urinary).		13 - 13
, breast		92 - 84
.		58 - 56
, causative	13-	
, cystic	42.5-	
, fatty	87-	
, fibroid	90-	

Tumor, fibrosis	81-		
, puffs under eyes		58	- 97
, under skin		58	- 41
, vaginal, also in "Uter" T		58	- 81
from Turkey (increases).		6.5-	3.5
Turpentine		82	- 95
Twitch T		11	- 41
.		36	- 41
.		3.5-	8.5
.		46	- 51.5
.		0.5-	4.5
, in eyes? from "Pop-ups"		12.5-	12
, possibly --		38.5-	25.5
, in muscle		68	- 41
Typhoid D-Malaria, T, Tm6	4-	4	- 23

U

Ulceration D, D-Chemical,	8-	8	- 54
D-Nervous Conditions,	41-	86	- 32
D-Burns, T	43-	92	- 32
, causes --	23-		
, key for --		72	- 81
, -- & pain		66	- 66
, in teeth		8	- 25
Ulcers T	9	92	- 85
.		24	- 25
, gastric (see)	92-		
Undulant fever T.	10-	10	- 65
.	18-	10	- 87
.	33-	23	- 98
.	65-	59	- 57(M)
.	51-		
.	57-		
.	58-		
.	59-		
, found with it	8		
	34		
	43		

Undulant skin	10	- 85
Uremia	5	-100
Uremic Poisoning D, T	7	- 23
	7	- 63
	7	- 76
Ureter	-67	
Urethra	-86	
Uric Acid Tm4	17-	4 - 8
Urinary bladder T	-13	39 - 30
(see also		8 - 67
Bladder,		13 - 37
urinary) (W)		48 - 75
, female --		19 - 14
, male --		21 - 15
, infection		13 - 13
, tumor		13 - 13
Urinary, Genetro-urinary system.	-88	
Urine, Albumen in --	33	- 72
, burning, try	2	- 34
	3	- 81
Uterus	-58	10 - 61
	-81	84 - 22
(M)		13.5- 34
, carcinoma		30 - 22
, fornix	-26	
, fungi		11 - 29
, membrane covering --	-53.5	
, strep in --		60 - 96
Uter (uterus?)		8 - 23
, fibrosis in --		81 - 81
, tumor in --		58 - 81

V

Vaccine for Cow warts (see)	18 - 15.5
.	13.5- 15.5
.	18.75-24.5
.	18.75-25.25
.	26 - 32.5
.	51 - 22.5
Vaccine for Smallpox	2.5- 1.5
.	3.25- 2
Vagina -81	92 - 31
.	92 - 96
(W)	20 - 56
Vaginal tumor	58 - 81
Vaginitis, try	4 - 93
.	20 - 62
.	60 - 87
Vagus nerve, (hiccup). -27.5	22 - 27.5
Variola	4 -100
Vasoconstrictor pressure	23 - 27
Vasodilator pressure	17 - 42
Veins -97	
, broken	68 - 97
, varicose (associated with	8-
or caused by	34-
rates??)	60-
	-71
Vincent's Angina T-Trench mouth.	86 -100
, (localize)	86 - 25
.	86 - 83
Virus (see also Flu) 0.5-	3.5- 37
, Bovine -- STB 56-	
, -- dysentary 2-	
, EEE (see)	46 - 8
, mosaic (see).	23 - 8
, -- Pneumonia 2-	
, Polio 2-	
with3-	
& 14-	
, often with 2- and 83- 91-	
, probably from Sour Orange	
Root Stock, Red Grapefruit	8.5- 9.5

Virus, in warts (C)	13.5- 15.5
, Washington --(intestinal)	2 - 4.5
, -- X (DDT) STB	48-
See also Swollen Shoot Virus	
Vitality T, D	49-
, cardio-vascular	9 - 49
, colon	8 - 72
, potential	9 - 49
, increases vitality,	
from raspberries	19.5- 8.5
Vitamins: A	86 - 24
B	32 - 54
C	69 - 35
D T	32 - 53
E	76 - 79
F	70 - 84
G	85 - 81
Vocal cords	-43
Vomiting T	37-
	10 - 32
	19 - 7.5

W

Warts (see Skin)	11.5- 4.5
, cow --	51 - 22.5
, flat skin tumors	13.5- 18.5
, -- & moles	26 - 32.5
.	18.75-25.25
, "really a virus" (C)	13.5- 15.5
Washington Virus	2 - 4.5
from Water	2.75-18.5
Water weight (Edema)	6.5- 17
.	84 - 84
Watery nose, from Aluminum poison.	16 - 77
Weed Killer T-Poison	2.5- 4.5

Weight D, T,	4 - 10
STB-Weight Control	6 - 78
.	9.5- 85
.	4 - 21
.	23 - 23
.	14.5- 6
.	4 - 36.5
.	8 - 2
.	3.5- 36.5
.	6 - 8
.	11.5- 28
.	4 - 86
, scanned from specimen	2.75- 0.5
.	36 - 11
.	7 - 6.5
.	11.5- 8.5
.	29.5- 26
.	3.5- 29
.	6 - 82
.	4 - 61
.	2 - 27
.	6 - 19.5
.	23 - 82
.	34 - 66
.	61 - 8
.	23.5- 14.5
.	20.5- 56
.	27 - 28.5?
.	26.5- 6.5?
.	2.5- 11.5
.	6 - 17
.	2 - 89
Wheezing, check lungs	2 - 74
(D-Lungs)	2 - 83
Whooping cough T	87- 2 - 100
.	2-
.	-16
.	-71.5
Wood, from very old --	16 - 3.5
, from termite eaten --	13.5- 16

Worms T, D-Skin	2	-160
.	3	- 73
.	86	- 85
or.	87	- 85
.	19.5-	
.	19-	
, hook	2	-100
, heart (in dog).	15.5-	24.5
, nematodes (see)		
, pin	77-	39 - 89
, in periosteum	89	- 49.5
, rectum	2	-100
.	3	- 82
, round	39	- 89
, tape	3	- 73
.	3	- 75
.	61	- 78
.	87	- 7
, Trichinosis	90	- 37
.	4	- 93
Worry	26	- 83
Wrinkles	4.75-	85
.	11.5-	12.5

X

from "X-92"	14.5-	35.5
X-Rays, Barium in --	88	- 30
, Burns (T-Burns).	54-	10 - 15

Y

Yellow dye, from margarine (or magazine?)	6.5- 2.5
, from sweet potato.	11.5- 22.5
.	7.5- 6.5
Yellow Jaundice T-Jaundice 6-	
(D-Liver)	
Yellow Palm Disease T 37.25-	
from Yogurt, for skin	16 - 11

Z

Zinc	68 - 97
(see Special Minerals List)	
(prism).	53 - 41
, in pineal headache	68 - 97
, treatment for headache and colon blockage	12.5- 53.5

LEFT DIAL

- 1- Building rate
- 2- V. Pneumonia ex-Chl.
- 3- Cold or Flu
- 3.5- Edema, swelling
- 4- Pneumonia, Malaria
- 5- Acidosis, Diphtheria
- 5.5- Sore throat, Flu
- 6- Flu, Catarah
- 6.5- Building rate
- 7- Sarcoma, Lupus, Stones
- 7.5- Carcinoma
- 8- Ulceration, Pus
- 8.5- Mange, Fungi, Parathion
- 9- Athletes foot, Fungus
- 9.5- Fungus
- 10- Undulent
- 11- Flu, spasm
- 12- Tobacco poison, Radium burns
- 13- Scar tissue
- 13.5- Mex. Flu,
- 14- Meneningoccus,
- 14.5- Chronic TB, Mex. Flu
- 15- Strep. Veridans
- 16- Coryza, Al. Poison
- 17- Uric acid, allergy
- 18- Brucillus abortus
- 19- Worms, fungus, Hemolitic strep.
- 19.5- Worms,
- 20- Syphilis, low grade staph.

RIGHT DIAL

- 1
- 2 Hypothalamus
- 3 Frontal sinus
- 4 Jaws, Parotid area
- 5 Fore Brain
- 6 Pacchionian bodies
- 7
- 8 Asc. Colon
- 8.5 Mesentary, Epithelium
- 9 Turbinated bone, Ethmoid
- 9.5 Bruise rate
- 10 Mid brain
- 11 Nerves, Spinal cord
- 11 Eye lens, nerve endings
- 12 Mucous membranes mouth, rectum, sigmoid colon
- 13 Urinary bladder
- 14 Hair, Scalp
- 15 Ponsoor Medulla
- 16 Larynx, bronchial area
- 16.5 Epiglottis
- 17 Lymphatics
- 18 Eye ball
- 19 Conjunctiva
- 20 Parietal brain

LEFT DIAL

- 20.5- Virus of blood
- 21-
- 21.5- Sprains and bruises
- 22- Hypertonicity
- 22.5-
- 23- Cholesterol, catalyst
- 23.5-
- 24- Skin allergy, ulceration
- 24.5- Acidity, Ex. HCL
- 25- Caries,
- 25.5-
- 26- Acidity or alkalinity
- 26.5-
- 27-
- 27.5-
- 28-
- 29- Mumps, Catarrh, Mucosa
- 29.5 Clots, emboli
- 30- Carconoma, Temperature rate
- 30.5- Blood cancer, Lukemia
- 31- Cold, Arthritis
- 31.2- Muscle Weakness
- 31.5- Burning eyes & ducts
- 32- Cold, watery discharge
- 32.5-
- 33- Undulent
- 33.5- Cold & flu
- 34- Staphlococcus
- 34.5- Kidney poison
- 35- Pus, irritant,
- 36- Hiccups, convulsions
- 37- Excess chlorine
- 37.25- Palm tree disease
- 37.5-
- 38- Flu, most common

RIGHT DIAL

- 20.5 Outer ear passages
- 21 Bone, Bone marrow
- 21.5 Ligaments
- 22 Ovaries, testes
- 22.5 Optic chiasma, sub cutaneous tissues.
- 23 Kidneys
- 23.5 Bile duct
- 24 Mastoid area
- 24.5
- 25 Teeth & gums
- 25.5 Teeth & gums
- 26 Prostate, cervix
- 26.5 Weight ?
- 27 Spinal cord, Pineal
- 27.5 Vagus nerve
- 28 Pineal
- 29 Liver
- 30 Brain over temples
- 30.5
- 31 Connective tissue, knee
- 31.2
- 31.5
- 32 Stomach, small intestine
- 32.5 Laryngeal-Pharynx
- 33 Maxillary sinuses
- 33.5 Cornea
- 34 Pancreas
- 34.5 Nasal passage
- 35 Gall bladder
- 36 Nasal pharynx,
- 37 Throat, esophagus
- 37.25
- 37.5 Sphenoid Sinus?
- 38 Pylorius

LEFT DIAL

- 39- Round worms
- 39.5- Stomach cramps
- 40- Congestion, inflammation
- 41- Nickel poison
- 42- Tuberculosis
- 42.5- Fungus, cistic tumor
- 43- Ulceration,
- 44- Toxin
- 45- Fungus, Leprosy,
- 45.5-
- 46- European equinine encephalitis
- 47- Food poison
- 47.5- Epilepsy,
- 48- DDT Poisoning
- 49- Vitality, blood Quality
- 50- Anemia, cancer
- 51- Undulent
- 52- Arsenic
- 52.5- Ulceration
- 53- Mononucleosis
- 54- Necrosis,
- 55- Insect stings, burns
- 56- Bovine virus

RIGHT DIAL

- 39 Parotid
- 40 Occiput
- 41 Muscles, conn. tissue
- 42 Derma, Muscle sheath
- 42.5 Sphincter muscle of anus, trachea
- 43 Esophagus, vocal cords
- 44 Lymph nodes,
- 45 Left lobe liver
- 45.5 Ligaments, tendons
- 46 Adrenals,
- 47 Lungs general
- 47.5 Tongue, tonsils
- 48 Eustachian tubes
- 49 Blood
- 49.5 Periosteum
- 50 frontal sinuses, hair roots?
- 50.5 Meninges,
- 51 Mucous membranes
- 51.5 Hypothalamus
- 52 Duodenum
- 52.5 Omentum
- 53 Thoracic area, pleura
- 53.5 Peritoneum, uterus and ovaries covering
- 54 Digestive general
- 55 Spinal fluid
- 56 Breast, mammary glands

LEFT DIAL

- 57- Undulent, poison
- 57.5- Amoebic Dysentary
- 58- Sarcoma, tumor, undulent, in M.S.
- 58.5- Inflammation, (48-)
- 59- Undulent,
- 60- Streptococcus
- 60.5- Cold,
- 61- Colds, Cyst?
- 62- Bacillis coli
- 62.5- Arthritis
- 63- Albumen, arthritis
- 63.5- Flu, shakiness, in arthritis
- 64-
- 65- Undulent
- 66- found in muscle
- 67- Causes burning
- 68- Rheumatic fever, flu
- 69-Multiple Sclerosis calcification
- 70- Excess alcohol Alcohol poison
- 71- Burns, excess HCL
- 72- Hydrochloric acid
- 73-
- 73.5-

RIGHT DIAL

- 57 Glandular system, may be involuntary muscles
- 57.5
- 58 Uterus
- 59 Salivary glands
- 59.5 Vagina glands, Salivary glands
- 60 Cecum, transvers colon
- 61 Connective tissue, fatty tissue
- 62 Colon descending
- 63 Left kidney tubules
- 64 Lacrimal ducts
- 65 Anterior Pituitary --
- 66 Appendix, or cecum
- 67 Ureter duct
- 68 Inner or middle ear
- 69 Eustachian tubes, outer ear.
- 70 Heart
- 70.5 Artery to brain, scalp, and eyes.
- 71 Arteries
- 71.5 Glottis
- 72 Right kidney tubules
- 72.5 Glottis or epi-glottis
- 73 Upper lungs
- 73.5 Synovial membranes bad joints

LEFT DIAL

- 74- Multiple Sclerosis
- 75- Diverticulitis,
- 76- Colds, watery burning
- 77- Hypotonicity
- 78- Flu, Pneumococcus

- 79- found in muscle

- 79.5- Pain
- 80- Lead poison, Hives

- 81- Fibrosis, Scar tissue
menstrual cramps
- 82- Sodium, excess HCL fungus
algly, cancer

- 83- Fungus, present in Multiple
Schlorosis
- 84- Flu, sore throat
- 85- Allergy, fungus, in
poison ivy,
- 86- Fungus, trench mouth,

- 87- Fatty tumor, flu, whooping
cough
- 88- Nitrous oxide
- 89- Worms, postules, flu,
syphilis
- 90- Fibroid tumor
- 91- Virus, cancer toxin

- 92- Gastric ulcer
- 92.75 Excess alcohol
- 93- Hardening of tissues
- 94-
- 95- Negative polarity, in high
fever
- 96- Coryza, Mucosa, weeping

RIGHT DIAL

- 74 Lower lungs
- 75 Diverticulum.
- 76
- 77 Thymus
- 78 Hepatic flectur
transverse colon
- 79 Eye lid lining,
stye

- 80 Splenic Flex-
ture, trans-
verse colon
- 81 Uyerus, vagina,
may be endometrii
- 82 Intestines,
associated with
kidney
- 83 Bronchi

- 84 Part of Stomach
- 85 Epidermus, hair
folicles skin
- 86 Urethra, Cervix
Majora, Labia
- 87 Posterior
Pituitary
- 88 Genety-Urinary
- 89

- 90 Descending colon
- 91 Nerve endings,
derma, associate
with burns
- 92 Parathyroid

- 93 Upper Lungs,
- 94 Duodenum
- 95 Spleen

- 96 Coccoyx, rectum

LEFT DIAL

- 97- Small pox vaccine,
- 97.5- Albumen
- 98- Building rate
(DO NOT TREAT until after
all infections are out)
- 99-
- 100-

RIGHT DIAL

- 97 Veins,
- 98 Thyroid

- 100 Positive Polarity
found when conditions
are wide spread.

P O I S O N S

C-7

Alcohol	3-76	T on Rate
Aluminum	16-, 16-77	T on 16-77; T on 10-1
Animal Protein	20-57	T on 20-55; or rate
Arsenic	14-52	T on rate, w/Na Thiosulphate
		T on duodenum
Asbestos	6-29	T on rate, try 6-23
Aspirin	11-89, 7.5-14.5	Try rates
Bitter (spoiled, toxins)	21.5-24.5	Try rates
Black mold	5.5-, 34-, 35-, 37-,	T on 45-49, 35-9 W/chloromycetin
	38-31	T on liver
Bismuth	47-82	T on 47-13
Bismuth Subcarbonate	24-4	See calcium listings
Calcium	54-, 47-67	
Carbon Dioxide	3.5-6	T on rate, try 10-1
Chemical Distrag	2.5-8.5	
Chicken Flu	21.5-66.5, 42-92	T on rates
Chromium	22-53, 37-82	T on rates
Cigarette paper	72-84, 47.5-62.5	T on rates
Cobalt (radioactive)	47.75-49	T on rate, 10-1
Codeine		
Cocaine		
Copper	75-32	T on 95-66

© Dr. T. Galen Hieronymus

Cosmetics, Detergent In	31.5-8	
Dermeral	79.25-89.25	T on rate
Detergent	12.5-4	
DMSO	43.25-82.5	
DDT	48-,48-85,48-6,48-50.5,	
	62-47	
Nickel	41-,17.5-41,41-26	T on Kidneys, Duodenum, 7.5-29
	41-13,24-56.5	T on 92-83,7.5-29,10-1,92-88
	88-	
Nitrous oxide	12-38	
Nicotine	10-54	
Nitroglycerine	8.5-,8.5-48, 30-50, 55-18,	
Parathion	4.75-3.25	T on 37-94,16-25,7.5-29
Pastry (commercial pre- servative)	3.5-24.5	Try T on rates
Pentelentiezol	49.25-96	Try T on rates
Plaquenil	98.5-88	Try T on rates
PCB		Try T on rates
Phenobarbital	18-45,20-48	T w/chloromycetin
Predisone	4-41.5	T on rate
Potassium bromide	71-65	Try rate
Promaine	4-100,47-32, 10-32,	1 TBS apple clder vinegar in
	4-78	1/2 glass water
Quinine	10-23,15-23	T w/calmetanese, on liver

Radiation (radium)	12-38	T 12-38 or 12-X
Atomic Bomb (gamma rays)	11-14, 12-	T 11.5-23.5
Cobalt (treatment)	72-84, 72-94	T on rates as found
Barium (x-rays)	88-30	T on rate
Burn, radio	80-49, 10-15	Try T on rate
Reserphine	48.75-58	
Seconal	5-54	
Selenium	35-79	T on rate
Silicone	90-89	Try rate
Skin (toxins from)	15.5-12.5	Try rates
Sulfur (ates, ltes)	77.94, 94-77	See sodium pp.
Sodium	82-, 82-42	
Sodium Benzocate	6.5-3.5	
Sodium Cocodylate	27-93	see sodium pp.
Sodium Chloride	82-37	
Sodium Thiosulphate	2-50.5, 48-51	
Sulfa	28-72	T on liver
Sulphanilamide	91-29	Try rate if high
Sulphathiazol	49-84	T on rate w/caution (monitor 9-49)
Tannic Acid	8.5-14.5	
Tobacco	12-, 12-38, 55-53	T on 6.5-X, 92-83 on rate
Tea, from	13-2.5	
Thorazine	96.25-, 96.25-97-75	T on 10-1, T on rates

© Dr. T. Galen Hieronymus

Teflon	4.75-3.5	Try rate
Thithion	1.5-12.5	
Trytrotrophin (TSH)	21.5-66.5	T on rate
Weed Killer	2.5-4.5	
2-4D	12.5-2.5	
Turpentine	82-95	T on rate, try thyroid
Yellow Dye		
From Margarine	6.5-2.5	
From Sweet Potato		
Zinc	53-41	T on rates
Oxide	68-97	T 12.5-53.5 for headache & colon blockage

See also: Acids; individual (alphabetical) listings; coffee, fungi, and individual conditions, toxins, vaccines.

- NOTE: Organs that are particularly good for eliminating poisons and metals-- see individual listings.

Adrenals	Islands of Langerhaus	Lungs
Duodenum	Kidneys	Pancreas
Gall Bladder	Left lobe of liver	Spleen
Heart	Liver	Thymus
- Rates that help bring down poisons include: 10-1, 7.5-29, 3-9, 16-25, 3-82, 17-29, 45-29, 92-83, 2-1.5 (from parsley) 2.5-4 (from radishes).

8.5	Parathion
8.5-48	Parathion
30.5-50	Parathion
55-18	Parathion
1.5-12.5	Trithon
12	Tobacco
12.5-2.5	2-4-D
12	Radium Burn
35-79	Selinum
2-6	Fungus
82	Sodium
82-42	Sodium
6.5-3.5	Sodium Benzoate
27-93	Sodium Cacodylate
82-37	Sodium Chloride
2-50.5	Sodium Thiosulphate
60	Streptococcus
20	Staphylococcus
8.5-14.5	Tannic Acid
4.75 - 3.5	Teflon
2-100	Tetrus
2.5-9.5	Caffine
10	Undulent Fever
18	Undulent Fever
10-65	Undulent Fever
17	Uric Acid

DRUGS

Codeine	47.75-49
Demerol	79.25-89.25
DMSO	43.25-82.5
Keflex	69.25-69.75
Lanoxin	41.25-31.75
Lasix	26.75-69
Reserpine	48.75-58
Lufyllin	73-53.75
Pentelenetrezol	49.25-96

SOME CHEMOTHERAPY AGENTS:

Nitrogen/Mustard (VERY TOXIC)	93-68 (Compound Similar To That Used In WWI Gas Warfare)
Plaquenil:	98.5-88

T.V. RADIATION (Cathode Ray Tube Modification)
Check cases of nervous tension, insomnia,
depression.

69.25-88.25
78.25-28.25
25.75-19
75.75-78.25
29.75-28.25
88.25-78.25
78.25-78.25

TV Radiation depresses functioning of cranial
nerves and Endocrine glands.

T.V. Sets should be at least 20 feet from
viewers. Color TV is the most dangerous, but
some people cannot stand radiation from the
Black and White Sets.

Emanations from Diesel Fuels
in motors. These are carcenogenic.

29.75-69.5
37 - 78.25

Boron
58.5-78.5

HEAVY CHEMICALS

Temick	30.25-34.25
Lanate	44.5-38.5
Pental	36.75-39
Paraquat	3.25-7.75
Agent "White"	10.25-23.75
Ambush	33.75-27.75
Agent "Orange"	21-9.75

NUMERICAL LIST

0.25- 23.5		Skin
0.5 -		Virus found throughout body.
0.5 - 4		Loss of sleep
0.5 - 4.5		Twitches
1 -		Building rate. Treating on 1- in any location makes the amount go up.
- 1		?
1 - 6.5		Asbestos from toaster
1 - 28		Pineal
1 - 49 (?)		Blood building
1 - 96		"Sleep" ?
1.25- 0.75		from mosquito
1.5 -		Muscular Dystrophy
1.5 - 0.5		Sore on face
1.5 - 3.5		Treatment rate for 12.5-12
1.5 - 9		Used with Airplant substance (see Tm9)
1.5 - 10.5		Scan Mica (may be 1.75-10.5)
1.5 - 12.5		Trithon (poison)
1.5 - 19.2		from Skin
1.5 - 37		Fat
1.5 - 41	T	Muscular Dystrophy
1.5 - 85		Mange on dog
1.75- 10.5		see 1.5-10.5
2 -	D, T	Virus Pneumonia; Virus Encephalitis; Virus Dysentery; Whooping Cough; Excess Chlorine; found in many nervous conditions; often due to a Sodium Chlorine imbalance. Combines with 3- and 14- in all true cases of Polio. (D-Lung, -Nervous Conditions, T-2-, T-Chest)
- 2		Hypothalamus; roof of mouth?
2 - 1.5		Parsley increases, eliminates poisons
2 - 3		Possibly reduces
2 - 4.5		Diarrhea; Washington Virus
2 - 6		Hair--grows, also found in a Fungus in hair.

© Dr. T. Galen Hieronymus

2	- 8		Treat for Arsenic
2	- 12		Skin or Toxicity
2	- 14.5		from Avocado for skin
2	- 15		Reduces nervous tension & headache
2	- 18		Brucillus Abortus
2	- 20		Scan from Tomato
2	- 24		Allergy preventative and cure
2	- 25		Treatment for 60-12, 9-25
2	- 27	T	Polio; found in Monkey Polio Virus; possibly weight
2	- 29	T	Asthma; try in Edema; Poison Ivy
2	- 34	T	Cystitis; Staphalococcus; try in burning urine and stubborn cases of urinary bladder trouble; try in burning in esophagus
2	- 38	D	Lungs; chest conditions
2	- 41		Polio; general treatment for blood?
2	- 49		Helps eyes
2	- 50.5		Sodium Thiosulfate
2	- 56		Monkey Polio Virus
2	- 70		Heart
2	- 74	D	Lungs; wheezing; lung conditions
2	- 76	T, TO	Heart
2	- 81		Reduces Arsenic and appetite
2	- 82		Influenza
2	- 83	D	Lungs; wheezing; lung conditions
2	- 84	T	(increases); Constipation; try in Insomnia; heart (longevity?)
2	- 85	T	Poison ivy, allergy (Rhus Toxicodendron)
2	- 86		possibly Constipation
2	- 87		Treatment for 18-36
2	- 89		Weight?
2	- 98		Aorta
2	- 99		Root nematode
2	-100	T	Whooping cough; Tetanus; hook- worm; Nematode; intestinal worm.

2	-160		Worms in general
2.33-	0.5		Meneer's Disease, dizziness
2.33-	1.66		for Poisons in vegetables and people
2.5	- 0.5		Meneer's Disease, dizziness
2.5	- 1		Possibly reduces
2.5	- 1.5		Smallpox Vaccine
2.5	- 1.66		Treat for all poisons in people and vegetables
2.5	- 1.75		Itchy ears
2.5	- 2.25		General itchiness
2.5	- 2.5		in Swollen Shoot Virus in Cacao
2.5	- 3.25	T	Face
2.5	- 3.75		from Cherries, cherry ice cream
2.5	- 4		from Radishes, lowers all poisons; Pseudomonas Tuberculinum 200
2.5	- 4.5		Weed killer; reduces 46-
2.5	- 7		Cancer
2.5	- 8.5		Chicken flu; toxin from chicken
2.5	- 9.5		Thyroid, from coffee
2.5	- 9.75		Nerves
2.5	- 11		Weight?
2.5	- 15.2		Face?
2.5	- 17		Lymphatics (M)
2.5	- 20.5		For Weight
2.5	- 24		Reduces poison
2.5	- 26		Increases Prostate, decreases Gastric ulcer
2.5	- 28		possibly Fat
2.5	- 35		Treat on 10-81
2.5	- 37		Diphtheria
2.5	- 39		in Swollen Shoot Virus in Cacao
2.5	- 43		Nematodes (Radolphus)
2.5	- 90		Treat on 10-81
2.75-	0.5		Scanned from specimen for weight; from sweat
2.75-	3	T	Headache

© Dr. T. Galen Hieronymus

2.75-	3.75	T	in Face
2.75-	5.75		Ankle swelling (from milk)
2.75-	13.5	T	Headache treatment
2.75-	18.5		from Water
2.75-	81	T	Headache
3	-	T	Cold or Flu; often found in sore throat, acute cold, colon. Always combines with 2- and 14- in all true cases of Polio. Pyogenic infection
	- 3		Frontal sinus; may be submucosa
3	- 1.5		Toxin from margarine
3	- 2		General treatment(?)for blood
3	- 3	T	Submucous infection
3	- 4	T	in Colds
3	- 6		Found in eyedrops, a form of Cortisone?; reduces weight
3	- 7.5		Cholesterol
3	- 8	TO	Appendix
3	- 8.5		Treatment rate for all poisons
3	- 9	TO	Adrenals
3	- 12.5		possibly Fat
3	- 13		Scar tissue
3	- 14		Reduces headache
3	- 23	D	Fright; Neurasthenia; in urinary bladder trouble; D-Nervous Conditions
3	- 25		Chromium; Gums; Monkey Polio Virus; reduces poisons
3	- 26		possibly Fat
3	- 27	T	Polio; Monkey Polio Virus; reduces all infections
3	- 33		Loss of sleep
3	- 37		Pregnancy
3	- 38		Flu aftermath
3	- 39		Reduces 68-
3	- 40		Eyes (W)
3	- 49		Headache, from coffee
3	- 50		Monkey Polio Virus
3	- 50.5		Monkey Polio Virus
3	- 53		Eczema

3	- 54	T, TO	Ovaries; hormones; reduces itchy skin? (See T-,TO-Ovaries)
3	- 61		(increases), treat for 95-85
3	- 68		Deception (W)
3	- 73	T	Root Nematode; Worms; tapeworm; try in Leukemia; Polio?
3	- 75		Tapeworm
3	- 76	T	Alcohol; treat for hangover
3	- 80	T	Lead; lead poison
3	- 81		Clitoris; try in Cystitis and in burning urine
3	- 82	TO	Kidney;
3	- 89		?
3	-100		Lymphatic glands; Poliomyelitis; Tonsils; Scarlatina
3.2	- 2.5		Meneer's Disease, dizziness
3.25-	2		Smallpox Vaccine
3.25-	8.75		Anodized ice tray
3.5	-	T	Precedes or produces Cancer; swelling; Edema; in Colds
3.5	- 2		Sulphur
3.5	- 2.25		from Plastic
3.5	- 2.5		from Cabbage, to eliminate Creapy skin
3.5	- 3	D	in Snake bite
3.5	- 4		for Poisons
3.5	- 5		for Poisons
3.5	- 5.5		?
3.5	- 6	T	Dustrag, Chemical; increases 55-51 tremendously
3.5	- 7		Reduces Cancer
3.5	- 8.5		Twitch; from coffee
3.5	- 11		Cancer
3.5	- 12.5		Reduces 46-
3.5	- 19.5		for Eyes, from crackers
3.5	- 22		Decreases Congestion
3.5	- 23.5		from tenderizer B-Papaya
3.5	- 24.5		from Pastries
3.5	- 29		possibly Weight
3.5	- 36.5		Weight

3.5 - 37	T	Virus; Cancer virus; reduces Cancer rates (see T-Cancer)
3.5 - 42	T	Edema
3.5 - 51	T	Cold
3.75- 1.5		Pseudomonas Tuberculinum 200
3.75- 2.25		from Ears
3.75- 2.5		for Strep, "etc."
3.75- 2.75		Relieves eyes, goes up
3.75- 3		Eyes and Skin
3.75- 3.75		Headache, from Sanka
3.75- 9.5		Toes
3.75- 24.5		Stiff neck
4 -	T, Tm6 D	Pneumonia; Malaria; Typhoid; Mumps; Measles; Scarlet fever. These are mutations of the basic B. Coli. Often found with 84-. (see also D-Lungs, T-Chest)
- 4		Jaws, Parotid area
4 - 2	T	Building rate
4 - 2.5		Crystallization, Rough skin
4 - 3.5		(increases), builds resistance to all Fungi (8.5-)
4 - 6		Associated with Trypsin (6-4), treatment rate?; possibly weight loss
4 - 6.5		Fat?
4 - 7	T	Arthritis
4 - 8	Tm4	Uric Acid; rough skin;
4 - 9	T	Lungs; Pneumococcus; Pneumonia
4 - 10		Weight
4 - 17		Treatment for 30-85 (scaly skin)
4 - 18		Reduces all infections, increase organs
4 - 21		Weight; Spinal cord (W)
4 - 23	T	Thyroid; Typhoid; check in Diarrhea; Malaria
4 - 27		Systemic Hyperalkalinity (see T-Acid/Alkaline)
4 - 32	T	Malaria, lowers resistance. Treat out first. Intestinal gas.

4	- 36.5		Weight
4	- 42		Fat
4	- 46		Morphine; reduces infections, treat up to one hour; good healing rate following minor operations
4	- 48		Loss of sleep
4	- 58		Convulsions; Epilepsy
4	- 61		possibly Weight
4	- 65		Fat?
4	- 69		Earache; treatment for all poisons
4	- 70		Heart
4	- 74		Bronchi; Nerve strain; Pneumonia
4	- 78	T	Heart strain; found in Ptomaine poisoning (C)
4	- 80	T	Intestinal worms
4	- 81		Helps congestion (this may be 4-8 copied wrong)
4	- 83		Lungs; Pepsin
4	- 86		Weight
4	- 92		For Skin
4	- 93		Vaginitis, try rate
4	- 95	TO	Spleen
4	- 96		Try rate to flush Kidneys
4	-100		Mumps; Psoriasis; Variola; Bile; Ptomaine poisoning; poisoning; Insulin(M)
4.2	- 9.75		Lowery pepper (increases 68-)
4.25-	0.5		from Sprite
4.25-	3.25		"enjoy parties"
4.25-	4.25	Tml	from Gatoraid, reduces infection and ulceration
4.5	- 1		?
4.5	- 1.5		Nematode (Root or Citrus Burrowing)
4.5	- 3		Poison Ivy
4.5	- 6		Lettuce
4.5	- 11		?
4.5	- 12.5		Reduces poisons; from coffee

© Dr. T. Galen Hieronymus

4.5 - 22.5		?
4.5 - 28.5		for 49.5-
4.5 - 34.5		Toxin
4.5 - 85		Measles
4.5 -100		Sex rate
4.75- 2.75		in Tomato
4.75- 3.25	D	Parathion, use 3-54 along with rate; from cookies, itchy scaly skin; Fat;(See T-, D-Weight)
4.75- 3.5		Captan; from Teflon
4.75- 5.25		Treatment rate for ?
4.75- 85		Wrinkles
5 -	T	Diphtheritic Mucosa; Diphtheria; Acidosis; Phlegm; Swelling; Always found with Leukemia Found with poison 12-38 Associated with Acid condition Found in Throat, Lungs, Colon, and Lymphatics.
- 5		Look for 5- in headaches (D) Front or Forebrain; Posterior brain
5 - x		Phlegm
5 - 2.5		for Arsenic
5 - 13		Urinary bladder
5 - 22		Arthritis
5 - 31		for heavy Phlegm
5 - 37	T	Phlegm; Sore Throat
5 - 41		Nerve pressure
5 - 52	T	Gonorrhea
5 - 54		from Seconal, for eyes
5 - 62		Nerves
5 - 66	T	Part of Constipation treatment
5 - 70	T, D	Diabetes; Sugar; Glycosuria; (see T-Sodium Chloride)
5 - 78	T	Acid Stomach; Acidosis; mouth sores; systemic Hyperacidity; part of stomach treatment (see D-Nervous Conditions)
5 - 91	TO	Prostrate
5 -100		Diphtheria; Uremia

5.25-	1.25		?
5.25-	2.75		Scorpion Stinger
5.5 -			Sore Throat; coughing; Mold; Flu
5.5 -	1.1		from Red Clover tea
5.5 -	4.5		?
5.5 -	11.5		from Cucumbers, lowers 47-32
5.5 -	12		Oxalic Acid, from spinach, for skin
5.5 -	33		Sinus
5.5 -	41		Sprained ankle
5.5 -	98.5		Weight loss
5.75-	1.25	Tml	from Gatoraid
6 -		T	Flu aftermath; High Blood Pre Pressure; catarral toxins; Found in Kidney and Kidney Tubules; often chronic
	6	D, Tm7	Pacchionian Bodies
6 -	1.5		Darvan (see T-Insomnia)
6 -	2.5		in Swollen Shoot Virus in Cacao
6 -	3		From Flour, improves skin
6 -	4	T, TO	Sugar-free part of Pancreas; Trypsin, associated with 38-12 and Malaria; Intestinal Flu
6 -	8		Weight
6 -	14		?
6 -	17		for Edema; for Fat
6 -	19.5		Weight
6 -	21		Arthritis
6 -	23	T	Dizziness; Kidneys in High Blood Pressure; treat for Flu 6- possibly Fat
6 -	24		Reduces Polio; Asbestos?
6 -	29		Swollen Shoot Virus in Cacao
6 -	39		Colisepsis
6 -	44		Flu aftermath
6 -	50		Raises vitality, lowers infections, treat 15 minutes (increases)
6 -	61		
6 -	63	T	Left Kidney Tubule; in High Blood Pressure

6 - 72	T	Right Kidney Tubule; in High Blood Pressure; Constipation; Antibodies; Loss of sleep, Insomnia
6 - 74		?
6 - 78		Weight; excess moisture
6 - 81	TO	Thyroid (see T-87-)
6 - 82		Weight
6 - 85		Reduces Cancer rate, also 12-38
6 - 87		Pituitary
6 - 88		Glans Penis
6 - 89		possibly Fat
6.25-		Alcohol poison; Excess alcohol See 70- & 92.75-)
6.5 -		Amplifying rate; builds up whatever it is used with, e.g.: after treating out flaccidity in colon (77-90), then treat on 6.5-90; Teeth & gums
6.5 - x		Treatment for 55-53
6.5 - 2.5		Yellow dye from Margarine
6.5 - 3.5		Sodium Benzoate; (increases) from turkey; Edema, from bread
6.5 - 6		?
6.5 - 8		Related to 87-34, check rate
6.5 - 11		Nematodes;
6.5 - 11.5		from Arrow brand tissues
6.5 - 12.5		from black spots on roses, increases for skin
6.5 - 15	T	Lindane (poison)
6.5 - 17		Edema; Water Weight
6.5 - 29		Liver "key" (M)
6.5 - 61	T	for Fatty tissue
6.5 - 72	T	Insecticide, causes 75-
6.75- 0.75		possibly from spoiled oysters
6.75- 2.5		for Skin, from gelatine; from Seven-Up

7	-	T	Calcification; Sarcoma; Lupus; Always found in Arthritis and Gall Stones and often with Fibrosis and Sarcoma. Found in all parts of the body, including Brain, eyes, muscles
	- 7		?
7	- 6.5		Weight
7	- 10		?
7	- 12.5	T,D	Look for in Arthritis
7	- 13	T	Nematodes; with Kidney stones
7	- 14.5		Ligaments
7	- 19		helps Eyes
7	- 23	T	in scan from tree smut; Uremic Poisoning
7	-- 27	T	Building rate
7	- 38		Sarcoma; Sarcoma of lungs; Metastasis of Sarcoma
7	- 48		Uterine Sarcoma; (increases) for backache; reduces pain all over
7	- 58		Sarcoma in head area
7	- 63	T	Uremic poisoning
7	- 71	T	Hardening of arteries
7	- 72	T	Uremic poisoning
7	- 81	T	Scaly skin
7	- 85	T	Cyst (D-Growths)
7	- 97		Hardening of veins
7.25-	6.25		Jello (see D-Jello, D-Cancer)
7.5 -			Carcinoma (see 30-), look for this rate where 30- is found or suspected.
7.5 -	0.5	T	Dry skin
7.5 -	1.5		Malathion
7.5 -	2		Ham toxin; from ham; Nematodes
7.5 -	3		?
7.5 -	3.5		Detoxify
7.5 -	6.5		Yellow dye from Sweet potato
7.5 -	9	T	part of Lung Cancer treatment; for many poisons; for Polio; "true" Cancer

7.5 - 12.5		Congestion
7.5 - 13.2		Reduces tumors in flesh; treat two hours for multiple myelitis
7.5 - 13.5		Reduces fatty tumors in flesh and knots in skin
7.5 - 14.5		Pain in skin caused by "Sweet & Low" and other artificial sugar and 47-; aspirin; cough; sugar substitutes
7.5 - 19		Cancer Virus
7.5 - 29	T	Liver filter factor? Seems to be resistance rate; (see T-Poison)
7.5 - 36		Mineral spirits
7.66- 8.66		from Tapioca
7.75- 6.75		Scan from tree-- Gold/green
8 -	T	Ulceration; Pus; earache; Found in Diverticulitis, carbuncles, sinuses, gums, appendix, uterus, etc.; in brain causing severe headaches. Always accompanied by pain (see 43-); found with 51-
- 8		Ascending colon; appendix area; ileocaecal valve
8 - 2		Weight
8 - 3	T	Sub-mucous infections
8 - 6		Brings down all cancer rates
8 - 9.5		Treat for mashed fingers
8 - 11		Sore Throat
8 - 21		Self-pity, loneliness (W)
8 - 23		(uterus?)
8 - 25		Ulceration in teeth
8 - 26		in Menstrual cramps; in Ovaries?
8 - 27		Loss of sleep
8 - 30		Edema
8 - 33		Headache; ulcerated sinuses
8 - 41		Pain in muscles
8 - 49.5		Ulcerated condition of bone
8 - 51 (?)		Mucous membrane
8 - 53		Ache; Shortness of breath, pain in lungs; Bursitis

8	- 54	T	Gastric Ulcer; ulceration
8	- 58		?
8	- 62		Hair
8	- 63		?
8	- 64		for face
8	- 66	T	found in Appendicitis
8	- 67	T	(Increases) eliminates pain; seems to stimulate mind; mental fog; Urinary bladder
8	- 68	T,D	Earache
8	- 69	T	Earache, found with 34-69
8	- 72	TO	Colon wall
8	- 75		(Increases) for colon
8	- 85		for lumps and Bruises (C)
8	- 90		Hemorrhoids
8	- 91		Islands of Langerhans (M)
8	- 92		Fat (increases) reduces 7-81
8	- 96		Chronic Bronchitis; Hayfever; (increases) reduces cold reactions, 72-70, & stomach reactions
8	- 97		(Increases) eliminates pain
8.25-	12		Dissolves calcium deposits, treat one hour. (-12 is probably correct)
	or -25?		
8.5	-	T	Mange; Fungi; Parathion
	- 8.5		may be Mesentary or Epithelium; found in Headache
8.5	- 2		Nematodes
8.5	- 2.5		Eyes
8.5	- 3.5		from Hamburgers
8.5	- 4		(Increases) General infection
8.5	- 4.5		Swollen Shoot Virus in Cacao
8.5	- 6.5		Diverticuli
8.5	- 8.5		Assoc ated with 17-41
8.5	- 9.5		Virus, probably from Sour Orange Root Stock, Red Grapefruit
8.5	- 11		Graphite; Pencil lead
8.5	- 11.5		Edema
8.5	- 12		Reduces all Cancer rates
8.5	- 13.5		for Facial skin
8.5	- 14.5		possibly Tannic acid, from tea
8.5	- 17		possibly fat

8.5 - 23		in Water, causes itching of Mucous membranes
8.5 - 48	T	Parathion; may cause migraine
8.5 - 68	D	Look for in earache
8.5 - 87		Skin
8.5 - 90		Rectum; itchy nose and rectum
8.75- 2.5		Poison Ivy
9 -	T	Athlete's Foot; Fungus; Found in skin, mouth, ears, & often internally. Often accompanied by other Fungi (45- and 86-)
- 9		Ethmoid or Turbinated bone
9 - 2.5		(Increase) for skin and Headache
9 - 4.5		from Lysol, Fat?
9 - 8.5		from scan of newspaper
9 - 9		Used to get rid of Carbon Dioxide
9 - 14		?
9 - 25	T	Fungus in Pyorrhea
9 - 49	T	Cardiovascular vitality; general vitality; potential vitality; human blood; human materials
9 - 64		Associated with 7-72?
9 - 70	TO	Pancreas
9 - 85		? SD combination?
9 - 96		Acute Coryza; for quick evacuation; Hoof (foot) & mouth Disease
9 -100		Scurvey; Scurvey debris
9.5 -		Fungus
- 9.5		in mashed fingers
9.5 - 9.5		Fungus in toes?; found in bad flour
9.5 - 10.5		for Eyes and Skin
9.5 - 27	T	may be Blood Cancer; in Cancer Biopsy
9.5 - 42		Fungus
9.5 - 85		Weight
9.5 -100		Fungus in toes:
10 -	T	Undulant Fever, one of several Found with 83- & 65- where nausea is involved; also found with 63-

	- 10		Midbrain; Medulla; Pons
10	- 1		Treat on rate until all drug & metallic poisons are eliminated; inorganics (W)
10	- 6.5		Treatment rate for all poisons
10	- 9		(Increases) reduces arthritis
10	- 15		X-Ray burns
10	- 19		Rheumatic heart; undulent in eyes
10	- 20		Treatment for 29-29 (Mumps); clears sinuses
10	- 21		Skin; Nematode
10	- 23		Quinine
10	- 24.5		Lean meat rate in Pork chop (see)
10	- 29	T	Fluid release, corrects for milk; reduces all 29's; for skin
10	- 32	T	Migraine and stomach headache; vomiting; Edema; found in Ptomaine poisoning (C)
10	- 42		Skin surfaces
10	- 50.5	T	Migraine &/or upset stomach
10	- 51	T	With 57- undulent fever
10	- 54		Nitroglycerine
10	- 61		Uterus; darkened hair for infection
10	- 65	T	Undulent fever
10	- 70		Solar Plexus
10	- 72		for Skin; longevity
10	- 74		Constipation; elimination
10	- 81	TO	Menopause (look also for 10-65); In Brucillus Abortus it is high
10	- 84		Skin wrinkles
10	- 85		Undulent skin
10	- 87		Undulent fever
10.5	- 7.5		Lecithin
10 5	- 21		Bone aches; gives feet comfort
11	-		Flu; Spasm
	- 11		Nerves; Spinal cord; Thyroid?
11	- 4		Makes skin itch, treat to reduce
11	- 7		Reduces 46-
11	- 21		Weight loss; reduces?
11	- 21.5		Reduces Poison
11	- 29		Uterine fungi
11	- 32		Stomach constrictions

11	- 41		Muscles; twitch
11	- 67		Leukemia
11	- 81		Mouth
11	- 82		Brain tissue
11	- 89		Aspirin
11	-100		Reserve energy
11	-??4		Duodenum
	- 11.5		Nerve endings; rod portion of eyes; lens?
11.5	- 3.5		from Spinach
11.5	- 4.5		Warts, <i>in tomato + potato</i>
11.5	- 6		Reduces 45-
11.5	- 7	T	Eyes
11.5	- 8		Poison Ivy
11.5	- 8.5		possibly Weight
11.5	- 10.5		To eliminate residual aspirin in body
11.5	- 12.5		Wrinkles
11.5	- 14.5		?
11.5	- 18		Fat
11.5	- 22.5		Yellow dye from sweet potato
11.5	- 28		Weight
11.5	- 32		?
11.5	- 48		Back
11.5	- 48.5		Relaxes shoulders and neck
12	-	T	Tobacco poison; Radium burn
			Usually found in mucous membranes (12-12 & 12-51), lungs (12-74 or 12-93), & conjunctiva (12-19)
	- 12		Mouth or Rectum Mucous Membrane; Sigmoid Colon
12	- 7.5		Skin
12	- 11.5		from Ham, reduces
12	- 19		Nitrogen
12	- 27		Nematodes; Citrus Root nematode
12	- 29		Liver factor
12	- 35		Rectum (W)
12	- 38	T	Nicotine poison; tobacco poison; Colon blockage (associated with 82-38); Leukemia
12(?)	- 63		Fat (may be <u>72-63</u>)

12	-	81		Flu; Edema
12	-	82	T	Colon function; elimination; (see T-Function)
12	-	83		May be Lung, treat for poison
12	-	84		Fat
12	-	90		Poison, makes skin itch
12.5	-	2.5	T	Insecticide "2-4D"; in Nematode
12.5	-	4		Detergent
12.5	-	4.5		from Mayonaise
12.5	-	11.5	Tml	Transpose from Gatoraid; reduces infection
12.5	-	12	T	Twitch, in eyes?, from "Pop-ups"
12.5	-	13.5		Headache
12.5	-	21		Increases, for skin
12.5	-	25		Reduces; found in toothache after dental work (C)
12.5	-	25.5	T	Infection; Dandruff; itchy scalp
12.5	-	31	T,STB	for Weight control (STB); to eliminate fatty tissue
12.5	-	32.5		Fat rate in Pork chop (see)
12.5	-	38.5		Reduces Cold
12.5	-	45		Edema
12.5	-	53.5	T	Zinc; reduces 12-38 & 82-38; headache
12.5	-	56		Female breasts (M)
12.75-	-	46.5		Leukemia
13	-		T	Crystallization; Scar tissue; Calcification; similar to 7- Found with Sarcoma (58-), Fibrosis (81-), Kidney & Gall stones, and Arthritis. Causes lack of control of body functions Tumor-"causative" (D-Cancer)
	-	13		Urinary Bladder
13	-	2.5		from Tea; in Swollen Shoot Virus in Cacao
13	-	4		Nematode
13	-	8.5		from Egg White
13	-	9		"Em. Dist."
13	-	12.5		Ligaments in Arthritis

13	- 13	T	Urinary bladder infection, frequent urination; Urinary bladder Tumor
13	- 14		Lysol
13	- 17		Hodgkins Disease
13	- 26		Prostate
13	- 29	T	(Increases) allergy; reduces Arthritis rate; headache
13	- 30		?; reduced by 13-82
13	- 31	T	Arthritis rate
13	- 37	T	Urinary bladder
13	- 53.5		found in Bug tests
13	- 58	T	Scar tissue; Proud flesh; Arthritis
13	- 58.5		Goes up when treated, found in Bug tests
13	- 61	T	(Increases) reduces Arthritis
13	- 64	T, TO	Gall Bladder; high in Arthritis
13	- 82		Reduces 13-30
13	- 85	T	Cyst; Callouses
13	- 90		Bowels; hard, dry stool; Colon gravel; Constipation; headache for Sore on Face?
13	- 92		
13.5	-		Mexican Flu
13.5	- 4		from Pectin (D-Cancer)
13.5	- 9		from Mustard
13.5	- 15.5		Vaccine for Cow's warts; Warts, "really a virus" (C)
13.5	- 16		Sensation; from termite-eaten wood
13.5	- 17.5		Scan from ice
13.5	- 18.5		Flat skin tumor
13.5	- 26		Prostate (M)
13.5	- 34		Uterus (M)
13.5	- 37		Tickle in throat, cough
13.5	- 58.5	T	Redwood Factor
14	-	T	Meningococcus; munge Found with 2- & 3- in true Polio Associated with acid stomach, fever, and headaches.

14	-		May be found in Stomach (-32), Gall Bladder (-35), etc. Also in Brain (-5,-10,-15,-20,-30), etc. causing sick headaches.
	- 18		Scalp (hair)
14	- 3.5		Meningococcus
14	- 13		found in Bug tests
14	- 14		Scalp
14	- 21	T	Monkey Polio Virus
14	- 23		?
14	- 26 ?		in Tang
14	- 27		Polio; Monkey Polio Virus
14	- 31	T,D	Connective tissue in Arthritis, associated with Cancer?
14	- 32	T	Constipation, rate works on Liver; Eliminations
14	- 37	T	Coughs
14	- 41		Polio
14	- 50.5	T	Headache
14	- 51		Headache
14	- 52	T	Headache from Arsenic; TB; Arsenic treatment; Monkey Polio Virus
14	- 64		Fruit tree; "Lime Tree Factor"; reduces Nematodes (39-89), also staph and ulceration
14	- 64.5		Headache from odor; found in pain in hand
14	- 75	T	Diverticulitis
14	- 79		Eyelid trouble
14	- 90		Fat
14	- 94 ?		Diverticuli
14	-100		Meningococcus
14.5	-		Chronic TB; Thyroid; Mexican Flu; Causes pain and much trouble. Difficult to eliminate entirely. May be found in Spine, Coccyx, Kidneys, or most anyplace.
14.5	- 2.5		Function; treat any length for Arthritis (function)

14.5 - 3		Headache, front
14.5 - 6		Weight
14.5 - 8.5		Headache, front
14.5 - 9		Asian Flu; for 45-
14.5 - 13.5		From Egg Yolk; coughs
14.5 - 23	T	Part of Stomach treatment
14.5 - 25.5		from "X-92"
14.5 - 27	T	Weak back; pain; neck & backache; aftermath of Malathion, with backache; part of treatment for Stomach; see 14.5-28
14.5 - 28		Written as "14.5-27 or 28": Associated with Pneumonia, sore throat, and fever.
14.5 - 32	T	Part of treatment for Stomach
14.5 - 37	T	Flu; Asian Flu; cough; burning sinus; sore throat; part of coccyx pain treatment; part of cold treatment
14.5 - 40		Neck and back
14.5 - 48		Farmer Brown rate
14.5 - 51		Asian Flu
14.5 - 96	T	Coccyx, low back pain, treat 18-36 first; part of treatment for Stomach
14.75- 1		for Face
15 -	T	Streptococcus Veridans. See 60-, Nausea
- 15		Pons or Medulla; forebrain
15 - 23		Anemia in Spinal cord; Anemia in Brain; Quinine (T-Metallic Poison?)
15 - 32	T	Edema
15 - 34		For Staph (2-34)
15 - 42	T	Septic infection; Nematode; TB; Addison's Disease; Fatigue
15 - 50.5	T	Migraine &/or upset Stomach
15 - 60	T	Streptococcus
15 - 93		Mammae (W)
15.2 - 24.5		Swollen Shoot Virus in Cacao
15.5 - 12.5		Toxic skin

15.5 - 24.5	T	Hook worms; Heart worms (dog)
15.5 - 28.5		Sulpher
16 -	T	Coryza; Aluminum poison; may be found most any place.
- 16		Larynx; Bronchial area
16 - 3.5		from very old Wood
16 - 7		Mental effort
16 - 7.5		Skin?
16 - 11		from Yogurt, for skin
16 - 12		(Increases) for all poisons
16 - 13	T	Smut from tree? reduced by 7-23
16 - 21		(Increases) for all poisons
16 - 22.5		Sub. Tissue in Arthritis
16 - 25	TO	Duodenum
16 - 27		Reduces 5.5-
16 - 72		Fatigue
16 - 77	T	Aluminum poison; "Alum"; reduces 5.5-; burning in esophagus, try rate; watery nose from Aluminum poisoning; treat for Aluminum poisoning.
16 - 85		Oxyquinoline sulphate; for skin
16 - 94		?
16.2 - 20.5		Fat
- 16.5		Epiglottis
16.5 - 22.5		for skin, Lecithin
16.5 - 30		from unidentified medicine
16.5 - 31.5		for Face
17 -	T	Uric Acid; poison and allergy rate. Found following a per permanent wave.
- 17		Lymphatics
17 - 2.5		Swollen Shoot Virus in Cacao
17 - 17		Treatment for 17-
17 - 29	TO	Liver; found in Leukemia
17 - 30		Embarressment (W)
17 - 41	T	Crocodile rate, associated with 29-29 & 8.5-8.5; Nickel poison
17 - 42		Vasodilator pressure
17 - 52		Duodenum; Leucorrhoea
17 - 79		Cystitis, try rate
17.5 - 2.5		May be skin trouble

17.5 - 7		Gonads (M)
17.5 - 41	T,D	Nickel; in earaches; treat for loose teeth
17.5 - 45		(Increases) for dry skin
17.5 - 51		Try for Fat
18 -	T	Brucillus Abortus; Undulent; First found in a cow that lost her calf. May be found most any place in the body.
- 18		Eyeball
18 - 3		for burning Sinus
18 - 7		<i>POSSIBLE, in Tomato + potato</i>
18 - 12		Eyes
18 - 15.5		Vaccine for warts on cow's teats
18 - 16		Reduces Tumors (58-)
18 - 29	T	Right lobe of liver, left lobe of liver is associated with it. See T-Sugar & T-Sodium Chloride.
18 - 33		for burning Sinus
18 - 36	T	Malathion; hoarseness; treat for coccyx pain and 57-
18 - 45		Phenobarbital
18 - 48		Eyes
18 - 51		for burning Sinus
18 - 70.5		Eyes
18.5 - 6.5		Diverticulitis
18.5 - 48		?
18.5 - 62		Secropia, hurts eyes
18.75- 24.5		Vaccine for warts on cow's teats
18.75- 25.25		Moles and Warts; check with 3-4; in Vaccine for warts on cow's teats
19 -		Parasites or worms; may be a Fungus; causes a toxic feeling; Hemoletic strep.
- 19		Conjunctiva
19 - 7.5		Vomiting caused by bad sugar
19 - 14		Female urinary bladder
19 - 33		Congestion in eyes; eye rate in strep or staph
19 - 39		Feather toxins

19	- 71		Aneurism
19	- 96		Nose
19.25-			?
19.5	-	T	probably a Worm. Found in Meneges, Colon, Esophagus, Stomach. Seemed to be worse after eating certain foods.
19.5	- 8.5		Increases all vitalities, from raspberries
20	-	T	Syphilis; middle grade Staph
	- 20		Parietal area of Brain, reflexes with ovarian tubes
20	- 5.5	T	Found with 5-52 & 20-55
20	- 11		Syphilis in nerves
20	- 12		Self-condemnation (W)
20	- 23		Syphilis in Lymphatic glands
20	- 23.5		from "B-Paya", for skin
20	- 24		Syphilis in Bladder
20	- 27		Digestive Syphilis; syphilis in teeth
20	- 29		Lymphatic Syphilis; try in Rheumatic Heart
20	- 31		Hemoglobin
20	- 33		Ocular Syphilis
20	- 38		Syphilis in ear
20	- 43		Esophagus; fluid; toxin; cardiovascular Syphilis
20	- 44.5		Hoof (foot) & Mouth Disease
20	- 45		Cryptogenic Lues; Cryptogenic Syphilis
20	- 48		Pheno-Barbital (W)
20	- 50		Syphilis treatment; Rheumatism (W)
20	- 55	T	Paresis; acquired Syphilis; associated with Gonorrhoea
20	- 56		Vagina (W)
20	- 57		Animal protein poison; congenital Lues; congenital Syphilis; Paresis
20	- 62	T	Bacillus Coli; try in stubborn cases of urinary bladder trouble; try in Vaginitis; Colon Bacillus

20	-	70		Heart
20	-	82		?
20	-	90	T	Pain; Parathyroid; lowers infection & raises vitality; inflammation
20.5	-		T	Virus that destroys Leukocytes Found in Lymphatics (-17), Liver (-29 & -45), and other blood building organs. Causes weakness.
	-	20.5		Outer passages of Ear
20.5	-	2.5		Treat 10 to 15 minutes, lowers tension.
20.5	-	49		Blood toxicity
20.5	-	56		Weight
21	-			?
	-	21	Tm7	Bone, Bone Marrow
21	-	15		Male urinary bladder
21	-	25.5		from Flour
21	-	29		Lysol
21	-	55		Parathyroid
21.5	-			Sprains & Bruises. Look for it in Ligaments (-45.5) & in bruised tissues.
	-	21.5		Ligaments, (in sprained ankle)
21.5	-	2.5		Skin
21.5	-	21.5	T,D	Look for in Arthritis; ligaments; sprains (C)
21.5	-	23		Kidneys (M) (SD combination)
21.5	-	24.5		from Butter, very toxic
21.5	-	41		found in sprained ankle with 5.5-41 (SD combination)
21.5	-	45		Ligaments; in sprained ankle with 21.5-41 (SD combination)
22	-		T	Hypertonicity; causes tension & constriction; see opposite condition (77-) (DD=5-22)
	-	22		Ovaries; Testes
22	-	9		in Nematode
22	-	21.5		Loss of sleep
22	-	25		Rabies

22	-	27.5		Hiccups, Vagus nerve
22	-	46		Constipation
22	-	53		Cigarette paper
22	-	82		Ichthyol
22	-	87		Nerves
22	-	90		Colon; large bowel
22	-	100		Hemophilia
22.5	-			?
	-	22.5		Subcutaneous tissue; Optic Chiasma; fingernail or base of nail?
23	-			Cholesterin (?); Cholesterol; causes ulceration; causes Salpingitis or inflammation of Fallopian and Eustachian tubes; acts like a Catalyst to hold other conditions. Found with Gall Stones, Carcinoma. may be found most any place. See T-Cancer
	-	23		Kidneys
23	-	5		Resistance
23	-	8		(Increases) for Weight; Toxin "Brings down lots of things" "Mosaic Virus"?
23	-	9.5		from Seconal, for eyes
23	-	17		G. C. aftermath, Right Fallopian tube(G.C.=Gynococcus?)
23	-	19		Left Fallopian tube, G. C. aftermath
23	-	23	T	Weight; treatment for: 95-85, Edema, infection
23	-	25	D	Chlorophyll; clears 42-; raises Hemoglobin; see D-Weight
23	-	27		Vasoconstrictor pressure
23	-	34		Causes acid
23	-	82		Reduces poison; possibly Weight
23	-	89		Brings down poisons
23	-	98		Undulent fever
23	-	100		Amoeba; amoebiasis
23.25-				?

	- 23.5		Bile Duct
23.5	- 13		Mosaic, in tomato & potato
23.5	- 14.5		possibly Weight
24	-	T	Causes Ulceration; Skin allergy Found in Mucous Membranes (-51 and -12)
	- 24		Mastoid area
24	- 4		Calcium; try for Fat
24	- 7		Pharynx
24	- 13		in Urinary bladder trouble
24	- 20.5		?, possibly SD combination
24	- 22.5		
24	- 23		in Urinary bladder trouble
24	- 25		Ulcer
24	- 29		(Increases), reduces poison, also 5.5-
24	- 33.5		Cornea
24	- 34		?, possibly SD combination
24	- 39		Brain & Spinal cord congestion
24	- 41		General Alkalinity
24	- 51		?
24	- 56.5		Nickel (See Special Minerals List)
24	- 66		Reduces 31-s
24	- 68		Strep in Eustachian tubes
24	- 69		? "24-69 -20.5? or 9"
24	- 90		Check and treat when blood in stool
24.5	-	T,D	May be Acidity; found, at times, in Carcinoma; causes excess function & excess HCl; Causes Burning (D) & Stinging when found in listed locations: Colon (-8,-90,-75,-78), Eyes (-79,-33.5,-18), Gall Bladder (-35), Pancreas (-34), Duodenum (-52,-94), Nerve endings (-91); See 47.5- and T-Cancer
24.5	- 9.5		from Spinach, possibly Oxalic acid
24.5	- 19		from Beer; itchy eyes
24.5	- 19.5		from Beer

24.5 - 32		Stomach
24.5 - 35.5		Pituitary (M)
24.5 - 85	D	Causes burning and itching
25 -	T	Caries; tooth decay; Abdominal ?
- 25		Teeth & gums; also found in head
25 - 22		Bone (W)
25 - 23		Loose Weight (?); Psoriasis (C)
25 - 25	T	Menopause; partial treatment for nerves
25 - 56.5		Thyroid (M)
25 - 62		Brings down 25-s
25 - 85	T	Partial treatment for nerves
25 - 90	T	Partial treatment for nerves
25.5 -		?
- 25.5		Teeth and gums
26 -	T	Acidity
- 26		Prostate in male, Cervix in female; also possibly fornix of uterus; Breasts; Penis; bladder?
26 - 19		Dandruff
26 - 28		Pineal (M)
26 - 31	T	Alcoholism; drive; desire to eat; Restlessness; Nervous tension & illnesses; sleep loss; sugar balance, low blood sugar
26 - 32.5		Moles and warts; in Vaccine for warts on cow's teats
26 - 33		Sinus
26 - 41	T	General Alkalinity (see Acidity)
26 - 47.5		Treat to reduce tongue acidity
26 - 48		Worry (W)
26 - 82		Fat
26 - 83		Worry
26 - 84		possibly Feet, decreases
26.5 -		?
26.5 - 6.5 (?)		possibly Weight
26.5 - 8.5		Look for in Headache
26.5 - 91		Parathyroid (M)

27	-		?
	- 27		Spinal Cord; Pineal
27	- 13		Magnesium
27	- 28.5	(?)	possibly Weight
27	- 93		Sodium Cacodylate
	- 27.5		Vagus Nerve
28	-		?
	- 28		Pineal; Adrenals
28	- 4		in Nematode
28	- 9		Skin
28	- 13		found in Bug tests
28	- 23		Adrenal Medulla; associated with Constipation; leg weakness; medulla (nervous quivers); treatment for 53-53; found in Parkinson's (C)
28	- 30		Intestine (W)
28	- 41		Muscle Fatigue
28	- 42		possibly Arthritis
28	- 43		Bartholin's glands
28	- 48		Anemia in Appendix;
28	- 51		found in Bug tests
28	- 62		Nerve waste
28.5	- 25		found in Bug tests
29	-	T	High in Brucillis Abortus; Mumps; Catarrh; Mucosa; Obesity; Gall Bladder (associated with it?)
	- 29		Liver
29	- 6.5	T	Heart skip
29	- 29	T	Fluid; fluid release; Mumps; reduces poison, Nickel;brings down 75-9 associated with 17-41
29	- 31	T	Hemophilia, bleeding; Hemorrhage; Menstruation
29	-- 33		Mumps; Catarrh in frontal sinus; causes headache, associated with congestion in ears and sinuses; Asian Flu
29	- 39	T	Ear infection; Mumps

29	- 51		Skin; Catarrh in mucous membranes
29	- 59		Sharp pain in eyes and skin
29	- 70		probably Angina
29	- 83		Catarrh
29	- 90		Constipation
29.5	-		Clot; Emboli
29.5	- 26		possibly Weight
30	-	T	Carcinoma; temperature rate
	- 30		Brain, over temple; motor center with reference to colon
30	- 1.5		Skin Cancer
30	- 2.5		may be Chest contractions, look for in chest pains
30	- 5		?
30	- 12		Rectum Carcinoma
30	- 22		Uterine Carcinoma
30	- 23		Kidney Carcinoma; temperature, to find germ active
30	- 24		Carcinoma of larynx, pancreas, &/or lungs (localize); burning temperature; mastoid area; (increases) for skin
30	- 25		Brain Carcinoma
30	- 26	T	Menstrual cramps; in ovaries ?
30	- 27		Spinal cord Carcinoma
30	- 28	T,D	Highly nervous condition; insanity; tantrum
30	- 32		Stomach Carcinoma
30	- 34		General treatment for blood?
30	- 35		Epithelioma; Carcinoma of Epithelioma, esophagus (localize)
30	- 37		Bladder Carcinoma; choking spells; Carcinosis
30	- 38		Gall Bladder Carcinoma
30	- 43		Carcinoma of tongue
30	- 50	T	Carcinoma; Cancer (see D-Cancer, D-Parathion & T-Parathion)
30	- 51		Drippy nose
30	- 54		Temperature, to find germ dead

30	- 56		Carcinoma Metastasis
30	- 58		Carcinoma Metastasis
30	- 64		Liver Carcinoma
30	- 65		Balance, positive (W)
30	- 66		Normal temperature
30	- 69	T	try in Heart conditions; Balance (could be 36-69)
30	- 70		Strep
30	- 74		Carcinoma of Bronchial area
30	- 80		Thyroid Carcinoma
30	- 81		Reduces uterine tumor
30	- 85	T	Scaly skin; Skin Cancer
30	- 90		Colon Carcinoma
30	- 92		Carcinoma in female breasts
30	- 94		Intestinal Carcinoma
30	- 96	T	Low back pains (coccyx)
30.5	-	T	Blood Cancer; found in Leukemia & Blood Dyscrasis; allergy, spasm type; found with poison (12-38)
30.5	- 11		Stops sharp shooting pains in nerves
30.5	- 21	T	Osteoporosis; Aplastic anemia in bone
30.5	- 25		Skin
30.5	- 29	T	Leukemia; Aplastic anemia in Liver; partial treatment for Pernicious anemia
30.5	- 91		Blood Cancer in skin
30.5	- 95	T	Aplastic anemia in spleen
31	-	T	Basis of Cold and Arthritis Causes real pain, found in stomach (-32,-84), throat (-37), etc.
	- 31		Connective tissue; knee
31	- 2	T	Muscle weakness; for Hernia
31	- 31	T	Arthritis, especially for feet; Knee joint; found in pain in hand joint
31	- 37		?, written with 31-31
31	- 61		Rate low when fat

31.2 -			Muscle weakness
31.5 -			Causes burning and redness. Found in eyes (-18,-33.5 -79) and Lacrymal Ducts (-64)
31.5 -	8		Detergent in cosmetics (M)
32 -		T	Cold; causes watery discharge; Found in Eyes (-18 -33.5 -79, -64), Sinuses (-3, -50,-33, -37.5), Turbinates (-9)
	- 32		Stomach; small intestine
32 -	3		Frontal sinus
32 -	16		Larynx
32 -	18		Eyeball
32 -	20.5		Ear passages
32 -	23		Kidney
32 -	24		Mastoid area
32 -	32		Treatment for 12.5-25.5
32 -	33		Lower lungs; maxillary sinus
32 -	34.5		Nasal passages
32 -	36		Adenoid area
32 -	40		Beta, high (W)
32 -	48		Upper nasal area
32 -	49		Lysol
32 -	50		Frontal sinus
32 -	53		Vitamin D; Pleura in Pleuresy; watery cold
32 -	54		Vitamin B
32 -	65		Beta, low (W)
32 -	68		Inner ear
32 -	74		Lower lungs
32 -	91		Congestion in appendix
32 -	93		Upper lungs
	- 32.5		Laryngeal part of Pharynx
33 -		T	Undulent fever; similar to Flu; found throughout the body
	- 33		Maxillary sinuses
33 -	23	T	Egg Flu; Flu Serum; for infections
33 -	24		Skin
33 -	39	Tm5	Adrenals cortex; mobilize calcium; reduces 68-; eliminates Cancer & Leukemia

33	-	51		Reduces Polio; brings down colds
33	-	58		Diaphragm (W)
33	-	75		Envy (W)
33	-	99		Adrenals cortex
33.5	-			Cold and Flu
	-	33.5		Cornea of eye
34	-		T	Staphlococcus; always involves pain; Cysts are encapsulated Staph; look for Staph with Sarcoma; found in Diverticulitis, in Flu, & with 51-; may be found any place in body.
	-	34		Pancreas
34	-	3	T	Submucous infection
34	-	19		Swollen Shoot Virus in Cacao
34	-	25	T	Loose skin; Firming flesh
34	-	26	T	in Menstrual cramps; ovaries?
34	-	34		For Pain
34	-	66	T	High in Appendicitis; Reducing; possibly Weight
34	-	69	D,T	in Earache (SD combination)
34	-	70		in Heart Strep (SD combination)
34	-	84	T	General Acidosis; acidity
34	-	85		(Increases) firms skin & breasts; for scaly skin; for lumps & bruises (C)
34	-	90		Hemorrhoids
34	-	91		Skin
34.5	-			Kidney poison
	-	34.5		Nasal passage
34.5	-	90		Abdominal adhesions
35	-			An irritant often found with Staph (34-); Leukemia; Pus; Gall Bladder (associated with it?); check in Diarrhea & 12-38, in Flu
	-	35		Gall Bladder
35	-	9		Leukemia; for Black mold; for fatigue
35	-	18		Eyes
35	-	29		Staph infection in Liver

35	- 32	T	Leukemia
35	- 35		for 87- (Flu)
35	- 41		Bromo-Seltzer
35	- 70.5		?
35	- 71		?
35	- 79		Selenium (see D-Loss of hair, nails, hooves)
35	- 92		Pernicious anemia; bone marrow; treat for Anemia (50-)
35.5	- 97		in Hemorrhage
36	-	T	Localized Spasms; hiccups; convulsions; allergy; in Flu; Found in muscle (-41), anal sphincture (-42.5), in stomach (-32 -84) with stomach ulcers
	- 36		Nasal part of Pharynx, adenoid area; Tongue
36	- 6		Body temperature
36	- 11		possibly Weight
36	- 17		Lymphatic gland
36	- 32		Hickcough
36	- 35	T, TO	Isle of Langerhans; "near or part of Pancreas"; found in or treatment for: excess sugar, borderline diabetes, blood poisons, ulceration, staph.
36	- 38		Hickcough
36	- 41	T	Muscular Tic; Twitch
36	- 43		Hickcough; Hiccups
36	- 69		Balance (note blurred, may be 30-69)
36	- 86		from Kleenex brand tissues
36.5	-		?
37	-	T	Excess Sodium Chloride; excess Chlorine; vomiting; may be cause of sea sickness. Similar to Flu
	- 37		Throat; esophagus
37	- 32	T	Eczema
37	- 41		Skin (W)
37	- 50.5	T	Migraine &/or upset stomach

37	- 82		Chlorine; Cigarette paper
37	- 93		Chlorine
37	- 94		Testes; Arthritis; reduces Arthritis, Lindane, chemical dustrag, & Parathion
37.25-			Palm Tree Disease (inject tree with Chloromycetin ? to prevent); Yellow Palm Disease (affects people, too)
37.25-	5		?, SD combination?
	- 37.5		May be Sphenoid Sinuses
38	-	T	Flu, the one most often found; found most any place in body.
	- 38		Pylorus
38	- 12	T	Stiff neck; shoulders & neck, tightness; Pleuresy; headache, rear (C); pins & needles sensation (C);(see 6-4)
38	- 12.5		Stiff neck
38	- 21	T	Colds; intestinal flu; check in Diarrhea
38	- 31		Bismuth (prism--see Special Minerals List)
38	- 38		Try rate in Leukemia
38	- 42		Sulfa (W)
38	- 61		Hoof (foot) and Mouth Disease
38	- 70	T	Rheumatic heart; short breath; Flu in heart; rate is high in incipient heart attack; causes fibrillation
39	-	T	Round worms; parasites? Found in Colon (-8,-90,-75, -78), Skin (-85), Brain, Liver (-29,-45), most any place in body.
	- 39		Parotid
39	- 8.5		Reduces 24-; Arthritis
39	- 24		Parotid
39	- 28		Reduces Arthritis
39	- 30		Urinary Bladder
39	- 35.5		Connective tissue in Pork chop (see)

39	- 45		Eyes and Skin
39	- 59		Disbelief in Doctor or treatment (W)
39	- 68		Lysol
39	- 70		for Heart, seems to eliminate infections.
39	- 89	T	Nematodes; pin worm; round worm; intestinal worm; thick skin & treatment for inability to perspire (increases) (C)
39	- 91		Mosaic, in tomato and potato
39.5	-		Cramps, found in stomach (-32 & -84) and colon
40	-	T,D	Congestion, found most any place in body; in burns; in insect stings; inflammation (W)
	- 40		Occiput
40	- 9		Congestion in Adrenals
40	- 21.5	T	Muscular strain
40	- 25		Congestion in head; also found in tooth problems
40	- 31	T	Muscular strain (see STB- Strained Muscles)
40	- 32		"AirWick" (W)
40	- 33		Congestion in sinuses
40	- 41	T	Hernia
40	- 42		Smallpox vaccine "adds to 16-25"
40	- 48		Nasal passages
40	- 72		Psora; Heredity
40	- 81		Gall Bladder congestion
40	- 82		Abdominal congestion
40	- 83		Bronchial congestion
40	- 86		Congestion in Parathyroid
40	- 89		Hoof (foot) & Mouth Disease
40	- 90		Congestion in skin
40	- 91	T,D	General congestion (Tm4); Inflammation (W)
40	- 93		Congestion in Thorax
40.5	- 34.5		may be Thalamus
41	-		Nickel poison; ulceration; causes teeth to loosen; found most any place in body

- 41		Muscles; might involve connective tissues of muscle
41 - 13		Nickel
41 - 25	T	Part of treatment for Nickel
41 - 26		Nickel
41 - 34		Tetanus "adds to 16-25"
41 - 41	T	Sprained muscle; part of treatment for Nickel
41 - 66	T	High in Appendicitis
41 - 70		in Heart Strep (SD combination)
41 - 81		Tetanus "adds to 16-25"
41.5 - 41.5		Nerves; for Tic
41.75-		?
42 -	T	Tuberculosis; causes weakness; burns (D-Lungs; T-Chest)
- 42		Derma; associated with deep burns; muscle sheath; subcutaneous tissue?
42 - 19		for Eyes
42 - 25		Gums; Gums extension (A)
42 - 45	T,D	TB in left lobe of liver (see D-Diabetes)
42 - 49		Cryptogenic TB
42 - 50		Greed (W)
42 - 53		reduced by 81-23
42 - 60		from Arrow brand Tissues
42 - 65		Balance, negative (W)
42 - 83		Bowdock apple
42 - 92		Osteomyelitis (inflammation of bone marrow)
42.5 -		Fungus similar to 45-; causes itching; Cystic tumor
- 42.5		Sphincture muscle of anus; Trachea
42.5 - 25		?
42.5 - 42		Fungus
42.5 - 51-85		Helps headache, sneezes, skin (note may mean 42.5-51,42.5-85)
42.5 - 69	T	Ear discharge

43	-	T	Ulceration; found where pain & pus involved, e. g. in ulcerated teeth (gums) & in milk leg; found with 51- (see also 8-)
	- 43		Esophagus; Vocal cords
43	- 3	T	Allergy indigestion; toxic rate
43	- 31		Ovum fertility
43	- 32		Treatment for 47-32, treat 2 hrs.
43	- 43	T	Edema
43	- 45		Reduces allergy; similar to 9-49 (increases)
43	- 53	T, TO	Insulin-free part of Pancreas
43	- 55		Treatment for 14-75
43	- 83	T	Nephrolithiasis; Renal Calculi; Kidney Stones (D)
43	- 84		?
43	- 99		Imagination (W)
43.5	-		?
44	-		Bone; Toxin; found with other diseases; treat out other diseases first. Use as an index of remaining infections.
	- 44		Lymph Nodes
44	- 13		found in Bug tests
44	- 24		Brain wavelength; spinal cord wavelength
44	- 32		Brain & spinal cord in Meningitis
44	- 41		General Lymphatic rate; eliminates dry skin
45	-	T	Fungus found in Leprosy & scaly skin. Found also in Ears (-68 & -20.5), Eyes (-18, -33.5, -79), Sinuses, Meninges, Connective tissues; (see 42.5-)
	- 45		Left lobe of Liver
45	- 29	TO	Left lobe of Liver; B. Mold
45	- 42		Fungus
45	- 46		Prostate congestion

45	-	70		in Heart Strep (SD combination)
45	-	71		Sunburn sores; blood poison associated with 36-35; clears up ulceration
45.5	-			?
	-	45.5		Ligaments; Tendons
46	-		T	European Equine Encephalitis (EEE); Flu of muscle & stomach; may cause shaking. Found in Stomach, Duodenum, Earache, most any place in body. It is a fungus or a virus vec vectored by the fungus found on blueberries and some plums. General rate is 46-8.
	-	46		Adrenals
46	-	8		General EEE; "probably Parkin- son's;" found in shakiness.
46	-	11		Pins & needles sensation (C)
46	-	18		EEE, general
46	-	21		EEE in bone
46	-	27		Spine; spinal cord
46	-	29		EEE in Liver
46	-	33		Jealousy (W)
46	-	41		EEE in muscle, Tm2
46	-	46	T	EEE, general; for insomnia; found in Parkinson's (C)
46	-	50.5		Spinal covering; found in Parkinson's (C)
46	-	51.5		Twitch
46	-	53		EEE, general
46	-	70		in Heart Strep (SD combination)
46	-	79		EEE in eyelids, causes fluttering of eyelid
46	-	85		Allergy, poison ivy
46	-	87		try for Weight
46	-	91		EEE in skin; EEE in nerve endings
46	-	94		Ergot (T-Metallic Poison?)
46	-	95		Shakes (C)

47	-	T,D	Food poisoning; caused by artificial sugars; found in green apple cramps, diarrhea; Mouth sores
	- 47		Lungs, in general
47	- 8.5		look for in Headache
47	- 1	T	Food poisoning; treatment for Urinary Bladder; reduces all 47-s
47	- 16.5		Relieves toxicity
47	- 32	T	Cramps & colic; stomach cramps; food poison in stomach; makes sinuses fill up and sneeze; Carbon; produces 72-70; found in Menstrual cramps & Ptomaine poisoning by (C)
47	- 37		for HongKong Flu
47	- 47 ?	T	may be Cramps & colic, note was: "47-32 & 47 & 90"
47	- 67	T	Carbon Dioxide
47	- 70		in Heart Strep (SD combination)
47	- 82		Bismuth Carbonate
47	- 90	T	Cramps & colic; green apple cramps, diarrhea or constipation; food poison in lower intestines; flu; Bismuth Carbonate
47.5	-		Found in Epilepsy. Causes stinging & burning similar to 24.5- (see)
	- 47.5		Tongue; Tonsils (D-Swallowing)
47.5	- 41		Muscle,
47.5	- 62.5		Cobalt (prism--see Special Minerals List)
48	-	T	DDT poisoning; Virus "X"; acute inflammation; toxin
	- 48		Upper nasal area; Eustachian tubes; may be Pharynx
48	- 5		?
48	- 6		DDT, General
48	- 9		Insulin, related to Liver & Pancreas

48	- 13		Nematodes
48	- 31		for Infections
48	- 50.5		General DDT; found in Parkinson's (C)
48	- 51		Depression; Sodium Thio- sulfate (or is this treatment for rate?)
48	- 55		Animal brain; lower brain; subconscious mind; ophthalmus
48	- 72		Psora; Heredity
48	- 75		Urinary Bladder (W)
48	- 78		Eyes
48	- 85		DDT; Edema
49	-	T	Vitality; a quality of the blood; goes up when treated. Treat with CAUTION; over- treatment can be dangerous.
	- 49		Blood
49	- 27		Iron
49	- 73		Gravity rate; Gravity pull
49	- 84		Sulphathiazol; "30.5 on horse"
	- 49.5		Periosteum, in Arthritis, headaches, rheumatic aches
49.5	- 2.5		(Increases) reduces 49.5-
49.5	- 49.5		Irritant of sinus & connective tissue
50	-	T	Anemia; Cancer; lack of blood supply to an area.
	- 50		Frontal sinuses; hair roots?
50	- 8.5		look for in Headache
50	- 10		Brain Cancer
50	- 12		Rectum
50	- 76	D	Anemia; see D- & T-Gall stones
50	- 81		Proud flesh
50	-100		Proud flesh
	- 50.5		Meninges
51	-	T	An Undulent fever; causes pain. Often accompanies, & is similar to, 8-, 34-, 24-, 43- & 81-, in pus, ulceration, etc. Found in teeth, throat

	- 51		Mucous Membranes
51	- 22.5	T	Cow warts; building rate; for fatigue; in vaccine for warts on cow's teats
51	- 25		Gums
51	- 51		Sneezing
51	- 53		Secretion inducing or producing Fibrosis; Nose (W)
51	- 62.5		Lead (prism--See Special Minerals List)
51	- 81		Fibrosis; Fibroma; Chromium
51	- 85		(Increases) for skin; possibly Oxalic Acid
	- 51.5		Hypothalamus
52	-	T	Arsenic
	- 52		Duodenum
52	- 29		Penicillin (W)
52	- 51		Lowers infection, raises vitality
52	- 58.5		Nematode
52	- 66		Congenital Gonorrhoea; Congenital Gynococcus
52.5	-		Like Staph. or Ulceration; causes pain
	- 52.5		Omentum; balance in ear
53	-	T	Mononucleosis; toxicity; nervous exhaustion; causes severe weakness; nerve tension; nerve toxins; shakiness; palsy; exhaustion. Does not cause any pain.
	- 53		Thoracic area; main part of Lungs; pleura
53	- 35		Mononucleosis
53	- 41		Zinc (prism--See Special Minerals List)
53	- 53	T	Mononucleosis; stiffness; nervous exhaustion
53	- 73		Pellagra; increases
53	- 82		?
53	- 85		Menopause; depression

53	- 91	T	Treat with Equanil; for Insomnia
	- 53.5		Periteneum; membrane covering Uterus & ovaries
54	-		Necrosis; Carbon Dioxide; X-Ray burns; Gangrene; "Death rate"; found where tissue is destroyed, <u>DO NOT TREAT</u>
			Use as a measure of the amount of destroyed tissue
	- 54		General digestive
54	- x		Necrosis- <u>do not treat</u> rate
54	- 3		Ovary transpose (see T- Ovaries & Tm5)
54	- 24		Breakdown of Calcium
54	- 92		Gangrene
54	-100		Necrosis- <u>do not treat</u> rate
55	-	T	Inflammation, chronic; burns; insect stings
	- 55		Spinal Fluid
55	- 12		SD combination, with 8-, 40-, & 55- in -25.
55	- 18		Parathion
55	- 19		"Bloodshot
55	-- 21.5		Muscular strain
55	- 25		SD combination, with 55-12, etc.
55	- 26	T	check in Menstrual cramps
55	- 31		Treat for Hematoma
55	- 37		Treat for Headache 14-
55	- 41	T	muscular strain; Hernia
55	- 42	T	Hives
55	- 49.5	T	for Knee
55	- 51	T	Treat for Colds
55	- 52		Syphilis in joints
55	- 53	T	Tobacco poison
55	- 66	T	High in Appendicitis
55	- 85		Inflammation
55	- 90	T	Mercury
55	- 91	T	for Facial Tumor; Hives

55.2 - 16.2		Found with 55.5-16.5
55.5 - 16.5		Found in two men, related to Fat 11.5-18?
56 -	T	Bovine Virus; absorption rate; Bangs Disease; Toxic
- 56		Breast; Mammary glands
56 - 12		Insomnia
56 - 23	D	Posterior Pituitary (see D-Swallowing)
56 - 46		Adrenals (M)
56.5 -		?
57 -	T,D	An Undulent Fever; causes Heart trouble & great weakness; Poison; found in Heart, Liver; Lymphatics, Kidney, etc. May be found most any place. (see STB-Heart Trouble)
- 57		Glandular system; may be involuntary muscle (D-Swallowing)
57 - 7		Eliminates 3-73
57 - 44		Lymphatic Carcinoma
57 - 57		Heart exhaustion; treatment rate, plus Colmetanese, for all 57-s.
57 - 70	T	Causes heart fibrillation
57 - 88		Hydrogen
57 - 98		Thyroid
57.5 -		Amoebic Dysentary
58 -	T	Sarcoma; Tumor; Undulent; check for 7-58?; in Multiple Sclerosis
58		Uterus
58 - 2.5		May be chest constriction, look for in chest pains.
58 - 13		Treatment rate for urinary bladder
58 - 14		For Facial Tumor
58 - 17		Hodgkins
58 - 26		Prostate
58 - 28	T	Tantrums
58 - 41		Tumor under skin (Tm2)

58	- 53	T	Part of Lung Cancer treatment
58	- 56		Breast Tumor
58	- 79		?
58	- 81	T	Vaginal tumor
58	- 85	T	Part of treatment for Stomach; reduces 14.5-; Callouses
58	- 90		Reduces & shrinks Hemorrhoids throughout the Colon
58	- 95	T	Heart spasms; reduces spasms
58	- 97		Fleshy tumors; puffs under eyes
58	-100		Scar tissue
58.5	-		Inflammation, found when 48- is severe
59	-		Undulent Fever, similar to 57-
	- 59		Salivary glands
59	- 20		Teeth (W)
59	- 25		Skin
59	- 42		Leucocytes, Leucocytosis
59	- 57		Undulent (M)
59	- 77	TO	Thymus; enlargement of Thymus; in Mouse Leukemia; treatment
59	- 82		Female breast
59	- 92		Mammary glands
	- 59.5		Vaginal glands? (& also salivary glands?)
60	-	T	Streptococcus; Necrotic tissue Undulent fever; always found in Hemorrhage. Causes emotional depression when found in Liver (60-29)
	- 60		Cecum; Transverse colon
60	- 12	T	Pyorrhea
60	- 18		Strep in Eyes
60	- 21		Strep in Bone
60	- 23		Strep in Kidney
60	- 24		Strep in Ears
60	- 25		Strep in head, mouth, teeth, & gums
60	- 29	T	Strep in Liver; depression; persecution; nerves; Menopause; obstruction in liver; headache
60	- 33		Strep in Frontal Sinus

60	- 35		Strep' in Gall Bladder
60	- 37		Strep in Tonsils
60	- 38		Strep in Eustachian Tubes
60	- 51		Strep in sinuses, snoring; dry sinuses; chest constriction
60	- 53		Strep in Lungs; strep in Pleura
60	- 66		Strep in Appendix
60	- 70		Strep in Heart; Rheumatic heart
60	- 83		Strep in glands of neck & throat
60	- 87		Strep in Genito-urinary; Cystitis; try in stubborn cases of urinary trouble & in Vaginitis
60	- 92		Osteomyelitis
60	- 96		Strep in Uterus
60.5	-	T	Found in Colds, sinuses, eyes, mucous membranes
61	-	T	Found in Colds, sinuses, eyes, mucous membranes, similar to 60.5-; Cyst
	- 61		Connective tissue; fatty tissue
61	- x		Brings down 58-x (tumor)
61	- 8		possibly Weight
61	- 21		Bone rate in Migraine; connective tissue
61	- 31		Rate low when thin
61	- 78		Tape worm
62	-	T, Tm6	Bacillus Coli (DD=20-62)
	- 62		Descending Colon
62	- 27		DDT (W)
62	- 38		Bacillus Coli in Gall Bladder; Colon Bacillus in Gall Bladder
62	- 84		possibly Weight control
62	- 98		Gamma (W)
62.5	-		found in bad case of Arthritis; may cause shakiness
63	-	T	Albumen; Arthritis; similar to Flu
	- 63		Left kidney tubules
63	- 29		Left lobe of liver is associated with this rate

63	- 72	T	Adrenals medulla; Albumen in urine or kidneys; in colds
63	- 74		Bronchi
63	- 84	T	Treat for Heart skips; heart spasms; colon conditions; Nematodes
63.5	-		Found in Arthritis; may cause shakiness; acts like Flu
63.5	- 61		Fatty connective tissue in Arthritis (associated with Cancer?)
64	-		?
	- 64		Lacrimal Ducts
64	- 51	T	in Cold
	- 64.5		Cribriform area of Ethmoid bone
65	-	T	Undulant Fever
	- 65		Anterior Pituitary
65	- 31		Glucose
65	- 44		Corpora Luteum
65	- 62		Increases Adrenals
66	-		Found in Muscle
	- 66		Appendix; Cecum
66	- 14		Meningitis; meninges
66	- 29		"Anti-Leukemia", check in Leukemia, may be related to 87-34
66	- 66	T	High in Appendicitis; Ulceration & pain; part of Constipation treatment
66	- 99		Skin; Spermatazoa
67	-		Causes burning sensation
	- 67		Ureter (Duct)
67	- 42		Burning sensation
68	-	T	Rheumatic Fever; Flu; La Grippe; causes achey muscles
	- 68		Inner ear; middle ear
68	- 2		?
68	- 27		General depletion; weak back & ache; brings down Cancer & intestinal difficulties
68	- 28		Pineal Gland
68	- 29		Treat to cure Constipation

68	- 41	T	Twitch in muscle; Rheumatic Fever, achey muscles; Grippe; treat for Flu
68	- 70		Rheumatic heart
68	- 71	T	Ricketts, legs ache; arteries; Rheumatic fever in arteries
68	- 72		possibly Fat
68	- 97		Zinc; Zinc in pineal headache; Pineal gland in headache (zinc); broken veins with discolored skin (C)
68.5	- 47		found in Bug tests
69	-	T	Hardening & calcification; found in Earache; found in Multiple Sclerosis; causes pain when found in Brain
	- 69		Eustachian Tubes; outer ear (see D-Ear)
69	- 3.5		Chest constriction
69	- 28		Migraine
69	- 38		Inner ear; Eustachian tubes
69	- 46		Avitaminosis
69	- 70		for Heart, seems to eliminate infections
69.5	-		?
70	-		Excess Alcohol; Alcohol poison; (see 92.75- & 6.25-)
	- 70		Heart
70	- 35		Paris Green, for skin
70	- 70		HCl (C)
70	- 76		Right Sciatic Nerve
70	- 79		Left Sciatic Nerve
70	- 80		Common Cyst
70	- 84		Vitamin F
70	- 95		Hope (W)
	- 70.5		Artery to Brain & scalp (& eyes?)
71	-	T	Burn; found in sunburn & all cases of burns, even in internal tissues & organs, from excess HCl. (see D-Burns & STB Excess HCl)
	- 71		Arteries

71	- x		Caused by Sacharrin
71	- 13		Nematodes
71	- 51		Pineal extract, Pineal (W)
71	- 65		Potassium Bromide
71	- 85	T	Sunburn; burns
	- 71.5		Glottis (see D-Swallowing; D-Coughing)
72	-	T	HydroChloric Acid, may be found in any tissue or organ; Burns; insect stings
	- 72		Right Kidney tubules
72	- 21.5		Sprains
72	- 29		Right lobe of Liver
72	- 70	T	HydroChloric Acid, Normal; HCl, excess
72	- 81		Key for Ulceration; eliminates 14.5-
72	- 84		Cobalt
72	- 85	T	Burns; sunburn
72	- 94		Cobalt, in coffee
	- 72.5		Glottis or Epiglottis? Has to do with swallowing (D) & coughing (D)
72.5	- 22.5		Found in Bug tests
73	-		?
	- 73		Upper portion of Lungs
73	- 71		Manganese ; reduces weight
73.5	-		?
	- 73.5		In bad joints, may be Synovial membranes
74	-		Found in Multiple Sclerosis (see D-Nervous Conditions)
	- 74		Lower Lungs
74	- 58		Prostate anemia
74	- 65		Anterior Pituitary
75	-	T	Colocephsis; Diverticulum; Diverticulitis (Colitis); check in Diarrhes; Sinus headache; caused by 6.5-72
	- 75		Diverticulum
75	- 9		?, treat one hour on 29-29 to reduce

75	- 16		Tonsils
75	- 32		Copper
75	- 66	T	High in Appendicitis
75	- 69		for Skin
75	- 75	T	Diverticulitis
75	- 79		Cataract
76	-	T	Cold: sneezy, watery, burning
	- 76		?
76	- 34.5		Nasal Passages
76	- 36		Adenoid area
76	- 37		Throat
76	- 50		Frontal Sinuses
76	- 64		Tear ducts
76	- 79		Vitamin E; Ovarian residue;
			Ectopic pregnancy
	- 76.5		Part of the Eye
77	-	T	Hypotonicity; flaccidity; find
			with it: TB, epilepsy,
			exhaustion & convulsions;
			depletion of nerves, muscles,
			etc.; opposite of 22- (see);
			pin worms
	- 77		Thymus
77	- 6		Hypotonicity (D-Pacchionian
			Bodies)
77	- 21.5	T	Muscular Strain
77	- 41	T	Hernia
77	- 84		Stomach; gastric mucosa; treat
			rate for migraine
77	- 94		Sulpher
77.5	-		?
78	-		Flu; encapsilating Cancer or
			Sarcoma; Cold; Pneumococcus
	- 78		Hepatic Flexure, Transverse
			Colon
78.5	- 9		related to Fat 11.5-18?
79	-		Found in Muscle
	- 79	T	Eyelid lining; Styte
79	- 52		Joints
79.5	-		Pain
79.5	- 11	T	Labor pains, treatment rate
79.5	- 91	T	Labor pains

80	-	T	Lead poison; Metal poison; Hives
	- 80		Splenic Flexure, transverse colon; important in Heart conditions (D, STB)
80	- 2		Stubbornness or fixation of ideas (W)
80	- 7		Lead in ? (coccyx?)
80	- 21		Selfishness, criticalness, possessiveness, intolerance (W)
80	- 29		?
80	- 32		Gastric ulcer caused by metallic poison
80	- 37		Paper money
80	- 43		Doubt, unhappiness, shock, disappointment (W)
80	- 45		Chill; ice
80	- 61		Spastic (W)
80	- 70		found in Bug tests
80	- 74		Conscious mind; hate, resentment, anger, dissention, prejudice (W)
80	- 91		Iodine (T-Metallic Poison?)
80	- 94		Pride (W)
80	- 96		Appearances (W)
80.5	- 44		Lymph gland in Pork Chop (see)
81	-	T	Fibrosis; Scar tissue?; in Menstrual cramps; found throughout the body
	- 81		Uterus; Vagina; may be Endometrium &/or side wall of Uterus
81	- 2.5		may be Chest constriction; look for in chest pains
81	- 23.5	T	Fibratic condition of Bile duct; intestinal Flu; headache; reduces 42-53; reduces 10-65
81	- 26		Check in Menstrual cramps
81	- 28	T	Tantrums
81	- 51		Mucous membranes; mucosa
81	- 53	T	Part of Lung Cancer treatment
81	- 80	T	Liver obstruction; heart spasm
81	- 81		Fibrosis in uterus

81	- 85	T	Cyst
81	- 86		Fibroid Parathyroid
81	- 90		Fibroids; adhesions
81	- 91		Fibrosis
81	- 92	T	Hyperactive or toxic Thyroid; Goitre
81	- 96		Fibroid Parathyroid
81	- 98		Toxic Thyroid
82	-	T	Sodium; Excess HCl; Fungi; Algae, basic cause of Cancer (see D-Cancer). Always found in Cancer; found with Colds and Polio; often accompanies 71- in Burns. May have something to do with Moles; Found in Spring Water, may be a fungus; possibly in kidneys
	- 82		Intestines; associated with Kidneys
82	- 9		Nematode; Digitalis
82	- 32	T	Fungus
82	- 37	T	Sodium Chloride (salt)
82	- 38	T	Associated with 12-38 (Colon blockage)
82	- 39		Toxic,
82	- 42		Sodium
82	- 47	T	Egg Flu; Flu serum; for infections
82	- 51		Thyroid
82	- 71		General treatment for Blood?
82	- 95		Turpentine
83	-	T	Fungus; often in fever, accompanied by 10-; present in Multiple Sclerosis; found in Nausea; in stomach & colon
	- 83		Bronchi
83	- 79		?
83	- 81		Lymphatic Carcinoma
83	- 89		Leydig Cells

84	-	T	Flu; Sore throat; found with 4- in Pneumonia; also found in throat & bronchi in Laryngitis; found in Heart, Lungs, Kidney, Brain (D-Lungs;... T-Chest)
	- 84		Part of Stomach
84	- 22		Uterus
84	- 37		Watery cold
84	- 53		Secretion inducing or producing Fibrosis
84	- 67		Male rate
84	- 73	D	Gall stones
84	- 84		"Watch water weight"
84	- 93	T	Pneumonia
85	-	T	Allergy; Fungus; found in Poison Ivy; Hay fever; in colds; causes itching
	- 85		Skin, hair follicles; epidermus
85	- 41		Bromo-Seltzer
85	- 43		Tongue (important in Asthma)
85	- 72		Fluorine
85	- 81		Vitamin G
85.5	- 22.5		Pancreas (M)
86	-	T	Fungus; Trench mouth; found throughout the body
	- 86		Urethra (external orifice); may also be Cervix & Labia Mayora
86	- 4		Parathyroid
86	- 24		Vitamin A; try for Fat
86	- 25	T	Vincent's Angina; Trench mouth (localize)
86	- 32		Ulceration
86	- 42	T	Fungus
86	- 71	T	Hardening of arteries
86	- 83		Vincent's Angina (localize)
86	- 85		Worms (may be 87-85); Thick skin (C); treat for inability to perspire (C)

86	- 91		?, SD'combination? found with 86-85 in an unidentified note
86	-100		Vincent's Angina (localize)
87	-	T	Fatty Tumor; Flu; Whooping cough; found with 42- in TB; causes coughing
	- 87		Posterior Pituitary
87	- 7		Tape worm
87	- 13.5	T	Part of Lung Cancer treatment
87	- 16		Treatment rate for 14.5-37 & 14-37 (see T-Coughs)
87	- 34		Reduces Leukemia; seems to reduce all Cancer rates (see also 66-29 & 6.5-8)
87	- 65		Glass
87	- 71.5		Treatment rate for 14.5-37 & 14-37 (see T-Coughs)
87	- 85		Worms (may be 86-85)
87	- 87		Treatment for 14.5-37 & 14-37 (see T-Coughs)
88	-	T	may be Nitrous Oxide; found in respiratory tract as result of pungent smoke from fire when a transformer burned; Cough; found in -53, -83, -42.5, -74, -51, -77.
	- 88		Genito-urinary system; stomach lining?
88	- 6		Fat tissue; corrected scaly skin (after 30-85 was treated on 4-17)
88	- 16		Hoarseness
88	- 18.5		Edema
88	- 30		Barium in X-Ray
88	- 33	T	Part of Cold treatment
88	- 81		Reduces Uterine Tumor
88	- 51		Headache, temples
88	- 79		Eyelid trouble
88.5	- 9.5		Spleen (M)

89	-	T	Worm rate; pustules; with Flu; with Syphilis
	- 89		?
89	- 49.5		Worms in Periosteum
89	- 70		To increase Vitamin D, treat for a maximum of 2 minutes Used in infections and undulent fevers.
90	-		Fibroid tumor
	- 90		Descending Colon
90	- 8		Choking; Sorrow
90	- 66		Cecum
90	- 75		Treatment rate for 14-75
90	- 89		Silicon
91	-		Virus; often accompanies 2- & 83-; Cancer toxins
	- 91		Nerve endings; associated with burns, Derma
91	- 29		Sulphanilamide
91	- 31	T	Serous membrane; skin; Peritoneum; Epithelial tissue; treat rate for all poisons (see T-Skin)
91	- 41		Innate life
91	- 53		Secretion inducing or producing Fibrosis
91	- 74		Glaucoma; Glaucoma in skin
92	-	T	Gastric ulcer (see also 8-); Ulceration; causes pain
	- 92		Parathyroid; Isthmus of Thyroid
92	- 5		Malnutrition
92	- 11		Nerve debris
92	- 12	T	Gastric ulcer in Mouth (T-Ulcer)
92	- 25	T	Gastric ulcer (T-Ulcer)
92	- 31		Vagina
92	- 32	T	Ulceration; Gastric ulcer
92	- 62		Phosphorus; nerve debris
92	- 71	T	Gastric ulcer (T-Ulcer)
92	- 79		Mercury poison (see T-Poison)

92	- 80		Gastric ulcer caused by lead poison in aluminum utensils
92	- 82		Lungs; treat for nickel poison; eliminates nickel (see T-Nickel for complete series of rates)
92	- 83	TO	Lungs; treat for nickel poison; treat to bring down 55-53
92	- 84		Tumor; Breast Cancer
92	- 85	T	Stomach ulcers, sores
92	- 88		Reduces Nickel
92	- 96		Vagina; Dementia Praecox
92	- 99		Mercury (prism--see Special Minerals List)
92.75-			Excess Alcohol; Alcohol Poisoning (see 6.25- & 70-)
93	-	T	Hardening of tissue; found in Multiple Sclerosis
	- 93		Upper portion of Lungs
94	-		?
	- 94		Duodenum
94	- 24		Ears
94	- 77		Sulphur (T-Metallic Poison)
95	-		Negative polarity; found in high fever
	- 95		Spleen
95	- 66		Loose fat; reduces 75-s; Colon functioning; Diverticuli
95	- 85	T	Fever; temperature; chill; in Smallpox?
96	-	T	Coryza; causes Mucosa; weeping; also found in Muscle
	- 96	Tm7	Coceyx; Rectum
96	- 51		Mucous membrane; Coryza
97	-	T	May have to do with Smallpox (see T-Smallpox Vaccination)
	- 97		Veins
97	- 23	T	Part of treatment for Smallpox vaccination
97	- 29	T	Part of treatment for Smallpox vaccination

97	- 85	T	Part of treatment for Smallpox vaccination
97	- 97	T	Part of treatment for Smallpox vaccination
97.5	-		Albumen
98	-	T	Building rate, similar to 1-DO NOT TREAT on 98- <u>until</u> <u>after ALL</u> infections have been treated out. Treating on 98- in any gland causes it to go up
	- 98		Thyroid
98	- 13		Crystals; Crystal excretion; treat for 9.5-27 (see TO- Spleen)
98	- 26		General vitality, try rate
98	- 34		possibly SD combination
98	- 56		related to Fat 11.5-18?
99	-		?
	- 99		?
100	-		?
	-100		Positive polarity; found when conditions are widespread

METAPHYSICAL & MISCELLANEOUS RATES

PY - Rate from Dr. s E. Page & G. Young
 W - Rate from Dr. Charles Wilent
 H - Rate from Dr. T. G. Hieronymus

Anger	W	80 - 74
Appearances	W	80 - 96
Conscious Mind	W	80 - 74
Criticalness	W	80 - 21
Deception	W	3 - 68
Depression	H	60 - 29
.	H	48 - 51
.	H	53 - 85
Disappointment	W	80 - 43
Disbelief in Doctor or treatment	W	39 - 59
Dissentation	W	80 - 74
Doubt	W	80 - 43
Embarrassment	W	17 - 30
Envy	W	33 - 75
Fixation	W	80 - 2
Fright	PY	3 - 23
Greed	W	42 - 50
Hate	W	80 - 74
Hereditiy	PY	40 - 72
.	PY	48 - 72
Hope	W	70 - 95
Imagination	W	43 - 99
Intolerance	W	80 - 21
Inheritance	W	48 - 73
(acquired)	W	5 - 52
(inherited).	W	55 - 66
(acquired)	W	20 - 55
(inherited).	W	20 - 57
Jealousy	W	46 - 33
Loneliness	W	8 - 21
Longevity	H	10 - 72
Mental Effort	PY	16 - 77
Possessiveness	W	80 - 21
Prejudice	W	80 - 74
Pride	W	80 - 94

© Dr. T. Galen Hieronymus

Death wish	W	37-
Entities		8-91
Resentment	W	80-74
Restlessness (drive)	H	26-31
Self-Condernation.	W	20-12
Selfishness.	W	80-21
Self-Pity.	W	8-21
Shock.	W	80-43
Sorrow	PY.	90- 8
Stubbornness.	W	80- 2
Subconscious Mind.	PY.	48-55
Unhappiness.	W	80-43
Worry.	W	26-48
	PY.	26-83
M.L. Neg. Force.	BI+ PK.	10.25-33
		12.5-25

Notes from Dr. Charles Wilent:

Conscious Mind: Localized or having seat in lobes of brain as follows:

Vertical lobe: Hate, resentment, anger, dissention, prejudice, envy, greed, worry, stubbornness or fixation of ideas, disbelief in Doctor or treatment.

Vertical & Lateral lobes: Jealousy

Vertical lobe & back of eyes: Appearances

Vertical & frontal lobes: Embarrassment

Lateral lobe: Selfishness, criticalness, possessiveness, intolerance

Frontal lobe: Pride & imagination

All portions of brain: Deception

Meso-conscious Mind: Located in central portion of Heart. Includes: Hope, doubt, unhappiness, shock, disappointment, self-pity, self-condernation, loneliness.

In cancer, treat all areas clear. Tren treat out 39-. Check patient's memory

Subconscious Mind: Located in apex of Heart.

Universal mind synonymous with Love, faith, sympathy, joy, wisdom, understanding, the universal healing vibration.

Disturbances in vibration amount to:

Frustration, confusion, anxiety, sorrow, unbelief in God, and finally Fear.

Fear is the one and only direct cause of all disease; the cause of our belief in lack and limitation and poverty.

We remove Fear by treating with Love. "Perfect Love casteth out Fear."

There is ONE DISEASE:	Imbalance
ONE CAUSE:	Fear
ONE CURE:	Love

Notes from Dr. Pike:

73- for Gravity

11-41 muscle

73-11 left side muscle

73-41 right side muscle

Hold Weight in one hand. Check gravity pull on muscle to find which side weight is on (measure muscle tension on each side).

73- for Metal also

73-49 for Iron

73-75 for Copper

73-16 for Aluminum

73-77 for Aluminum

DIAGNOSTIC NOTES

There are five causes of disease:

- Inherited tendencies
- Environment (glands, emotional reactions)
- Food, poisons
- Fungi, viruses, nematodes
- Infections

It is possible to work on foods and environment, then glands. A virus is a change in protein cell at change of something; it causes secretions within proteins themselves. Germs do not cause disease; they are scavengers. Bacteriologists say there is one basic germ, colon bacillus (B. Coli), and these may change form according to environment and food. Conditions at 4- are living transmutations of the basic B. Coli and respond to Bile Salts (Tm6).

When scanning turn intensity dial to 35, anything below ignore. Treat on rate a half minute; if rate increases, it is normal to body; if rate decreases, it is an infection. Treat rates until they disappear.

The first four glands are basic (heart, kidneys, lungs, & liver). In these acute or contagious conditions, your gland pattern will be excessively high; this is also true in all crises. Conditions should be treated until vitality is dropped. Where body defences are adequate or when nature is making her last stand to maintain life, all vitality rates run 10 to 15 points higher and treatments should continue until these vitality rates drop. (When fever of 104, vitality rates up.) Chronic cases go down and then go up. Look out. Crisis patient usually feels better before death.

The Pineal gland is the highest center in the body and receives all cosmic force. If it is depleted, not much force comes through. If it is overactive, more comes through than the body can handle. Always look for trouble in this gland in cases of epilepsy, insanity, or nervous condition.

The Thymus is the step-down transformer to higher forces which enter the body through the

Pineal gland. The Thymus has the stimulating activity of sex development. It is supposed to atrophy at adolescence (See STB-Thymus). It also builds up anti-bodies when functioning properly. It is very important in coagulation and hemorrhage, producing the platelettes which, together with the fibrin produced by the parathyroid, produce coagulation of the blood. If you are making a gland analysis and find 86-4, 59-77, and 31-29 high, you may expect a blood clot some place. Use the Anapathic to treat. (These rates are treatment rates for Hemorrhage. See D, T, and STB under Hemorrhage.) If you suspect a blood clot or thrombosis, check to see if the above three rates are high, then treat Anapathically. Any time you have bleeding, look for Strep.

The Pituitary, Adrenals, Pineal, and Thymus are the personality glands.

Parotid is located in the jaws, and influences all secretions of the body, especially digestive and generative. It is related to Mumps and found in Lockjaw.

Duodenum means two and ten inches below the stomach. Secretions from the Gall Bladder and Pancreas are poured into the Duodenum which controls the acid-alkaline balance of the body (T- & D-Acid/Alkaline). When the vitality of the Duodenum is low, the nerves are low. A backing up of bile into the stomach causes a sick headache.

The Insulin-free part of the Pancreas has to do with the skin.

HCl is necessary to digest protein. 70-70 should match vitality (C). See D-Burns & D-Nervous Conditions, as well as STB-Excess HCl and T-HCl.

The Pacchionian Bodies are depressions in the inner top part of the skull. They probably influence the flow of spinal fluid (-6). In morons, only one or two Pacchionian Bodies are found, whereas in the more mentally advanced, 8 to 10 are found. Treating on -6, scanning with the left hand dial, will often reduce infections elsewhere in the body (T-Infections).

Comparative Picture of Gland Readings

1. A low reading on the first four glands (Heart, Lungs, Kidneys, Liver) indicates a low gland picture. If they are under Vitality reading equals no energy. Lymphatics, Spleen, Bone marrow, Chlorophyll being fairly high would indicate no anemia. Thyroid and Adrenals, which give energy and drive, being low give a picture of slowed up functioning of vital organs. The Isle of Langerhans is low. TB picture from constant infection. Thymus is under functioning so look for 5- as it indicates constant swelling. (If Thymus is not functioning it does not build up antibodies and they vaccinate to build them up.)
2. Low Chlorophyll: Look for Anemias
3. High Chlorophyll: Look for Cholesterol (23-). See D-Cholesterol for its effects.
4. High Pineal, Low Thymus: Look for Cancer (D)
5. Low Pineal, High Thymus: Look for TB (D)
6. Low Anterior Pituitary: Chronic infection TB
7. High Anterior Pituitary: Natural defences might have built up to try to take care of infection if high and TB of long standing. However, if TB is chronic, both Anterior & Posterior Pituitary will be LOW.
8. High Posterior Pituitary & Anterior Pituitary: Indicates a person with terrific drive.
9. High Kidney, High Parathyroid: Look for Kidney stones. "The same is true of gall stones." (High Gall Bladder, High Parathyroid is probably what is meant by last statement.) See Diagnostic Notes for both Kidney and Gall stones.
10. Low Thyroid, Low Prostate, Low Adrenals: Person who is chronically tired.
11. Low Isle of Langerhans: Not enough insulin is produced to burn up sugar so look for diabetic rate (5-70), also look for condition in the left lobe of Liver (-45) as this is the part of the liver that releases stored sugar.

If the Liver doesn't store sugar and it is thrown off into the blood stream, over a period of time the Isle of Langerhans will cease to produce enough insulin to burn up the sugar and a toxic condition of the blood stream will be produced.

12. Low Isle of Langerhans, Low Liver, Low Pancreas: Look for diabetes (5-70)
13. High Isle of Langerhans: (overactive). Indicates a burning up of too much sugar.
14. High Isle of Langerhans with High Adrenals: Indicates nervous tension (T)
15. High Isle of Langerhans with Low Thyroid: Indicates a person with sudden drive followed by exhaustion. They are naggers for they can't drive themselves, so they try to drive everyone else.
16. High Isle of Langerhans with Low Pancreas: Denotes other conditions besides sugar, such as sensitivity to skin or some stomach disturbance.
17. Low Duodenum: Sluggish colon, as Duodenum controls the peristalsic action. Also, nerves are low.
18. Low Duodenum, Low Appendix: Tendency to constipation. Use Anapathic.
19. Low Gall Bladder, Pancreas, and Duodenum: Look for 4-. B. Coli result.
20. Low Adrenal medulla, Low Ovaries, too High Neurasthenia (low Adrenals not necessary): Nervous exhaustion.
21. High Prostate, High Testes, in boys: Indicates Rheumatic Fever; nerves upset if both high.
22. High Acid, Low Alkaline: Treat 26-41. When balanced, vitality will come up. (See T-Acid/Alkalinity)
23. Chlorine Low: Indication of not enough Chlorine in Lungs. Look for TB, Pineal and Thymus high.

Diagnostic Notes By Conditions

Arthritis: Initial stage of Arthritis= upset Pineal, Thymus, cortex and Pituitary both low. Look for 7-12.5 & 21.5-21.5.

Artificial Sugar: Saccharin causes 71- anywhere. Symptoms are congestion, pain, dysfunction of all sorts.

Sugar Substitutes and 47- cause pain in skin (7.5-14.5).

Aplastic Anemia: Test 30.5-21 (anemia in bone)
30.5-29 (anemia in liver)
30.5-95 (anemia in spleen)

See T-Aplastic Anemia.

Arsenic: Arsenic and Polio go together.

Burn rate 71-: Indicates ulceration or too much HCl. Secreted HCl is drained off through the colon and burns the colon. 71- throughout the colon, if left long enough, will produce ulceration and possibly even Cancer. (see D-Nervous Conditions; D-Chemical Make-up Changes; & STB-Excess HCl.)

Burning and itching: 24.5-85 causes burning, itching sensation, may be found in eyes (24.5-19), in scalp (24.5-14); and in mouth and lips (24.5-12) The latter may occur together with Anus puri, itching rectum (24.5-12).

Cancer: High Pineal, Low Thymus.

High Ovaries, High Pineal, high 82-. 82-, the rate for the basic cause of Cancer, is a form of algae.

Always find extremely high Ovaries in both male and female. Cells of Cancer and Ovaries are almost indistinguishable under a microscope. See T- & TO-Ovaries for cautions on treatment.

13-31 or 14-31 always found in Cancer.

These are associated with Arthritis in connective tissue.

If 8.5-48 is found along with Cancer rate 30-50, Parathion is indicated, rather than Cancer.

Jello and Pectin run Cancer rates high.
True Cancer = 7.5-9 (C). Accompanying
virus = 3.5-37. Fully developed Cancer will
also have TB (42-).

If you find 42- (TB or Strep) check for
Necrosis (54-53.5) to find out if there is
a great deal of destruction of tissues. Look
for a very high Ovaries reading which means
the body is trying to throw it off. TB or
Strep with Cancer is considered a benign
tumor but if found also with high Necrosis,
it is considered to be degenerative Cancer
rather than a tumor. When Cancer is on the
build-up stage, it has a sufficient blood
supply. It will not cause death, but when
degeneration starts, TB and ulceration are
produced. The body becomes toxic and life
cannot be maintained.

In True Cancer, you will generally find:
30-, 58-, 81-, 7-, 3-, 34-, 8-, & 60-.
Depending on location, some of these rates
may not be found.

In Cancer denoted by 50-, the following
will be present: 58-, 81-, 42-, 8-, 34-,
82-, 7- 13-.

(See also D-Growths)

Chemical Make-up Changes: Sodium, Chlorine, Acid,
Alkaline, Parotid gland, Nerves. The nerves
control secretions and block, are regulators
of Parasympathetic. Parasympathetics control
Hypo- (77-) and Hyper- (22-) tonicity. Strep
is result of first chemical change or
non-balance of body and affects tissues like
acid does aluminum--it pits and erodes it.
Strep alone has no pain. Only when it is
prolonged and ulceration is produced is there
pain. Ulceration is degeneration of tissue;
it is breakdown or nature trying to throw off
excess dead tissue strep has produced.
Ulcerations may also be produced by excess
HCl or Burns. (See STB-Excess HCl; D-Burns;
T-Acid/Alkaline; T-HydroChloric Acid; and
T-Sodium Chloride.)

- Chest:** See D-Lungs
- Chills:** See D-Malaria; T-Heart Exhaustion
- Cholesterol (23-):** Causes blood sludge, blood clotting, etc. Often found with Kidney or Gall stones, also with Cancer. May be treated with Bile Salts (see Tm6).
- Congestion or Inflammation:** location -96
55- (inflammation) is found in degenerative or infectious conditions; congestion is found in all interference such as nerve blood. (If blood is not circulating properly you get congestion; whether cause or result, we do not know.) You will get congestion where you get inflammation, but the two are not synonymous.
- Coughs:** Where patient coughs a lot usually find 87-. In advanced stages, usually find 8- & 34- where there is supuration and mucous. Also find 7- & 13- in advanced stages. Leave treatment of 7- & 13- until last. Also involves -71.5 & -72.5.
- Diabetes:** Check 42-45 in all cases, it may be food. 42-45 is often found in the body's inability to store sugar or eliminate poisons.
It is necessary to maintain a balance of sugar and salt in the body to maintain health. (see T-Diabetes; T-Sugar; T-Sodium Chloride; and T0-Isle of Langerhans.)
- Diarrhea:** Check 35-, 75-, and 47-. Check 4-23 and 38-21.
- Ear:** Scan -24 and -69.
- Earache:** In one individual it had as its basis the 24-s. Look for 8-68 & 8.5-68. Look for 17.5-41 and treat out first.
- Eyes:** Dots following behind eye movements: check Liver (-29) and inner ear (-68).(T & STB-Eyes)
- Food Poisoning:** Check 47- in Stomach & Colon. Sugar substitutes such as Wecal or Sweet & Low increase 47-, especially in Stomach.

Gall Stones: Parathyroid high, Gall Bladder high.

Whenever Gall stones are found it is necessary to relieve contraction (22- and 81-) in Bile duct (-23.5). Treat 22-23.5 and 81-23.5. If the constriction in the Bile duct is not relieved, Gall stones will reform as fast as they are dissolved by the instrument. The cause of Gall stones is the inability of salts and heavy matter in the bile to pass out through the common Bile duct. (see also Cholestrol).

When Gall stones are indicated and the colon wall is low: Usually B. Coli will be high and the individual will have trouble with gas. See Bile salts for treatment (Specific Substances list and Tm5). See also D-9.

Grapes: Grapes may have one of two effects. Until 1974, it was felt that grapes pulled moisture out of tissues and aided in elimination. Early in 1974, investigation indicated that grapes may be the cause of water retention in tissues, or at least that they may cause swelling.

Growths: Sarcoma, Fibrosis, Carcinoma (in last stages you will find ulceration). When nature ceases to maintain the growth of these and degeneration and breakdown is produced, pus is found. These are usually caused by two different things. Cancer by high frequency energy released through the Pineal which causes distorted growth. Tumor, or Carcinoma and Fibrosis, are caused by a walling off or encapsulating activity of the body, which tries to maintain the health of the body by walling these conditions off and isolating them from the rest of the body. Usually staph is found in all tumors and must be treated first.

Fibrosis is similar to scar tissue and is a result of nature holding tissue together, as is calcification (7-). Calcification is one of nature's building blocks. Nature has only a few things to repair with. Unless given a sufficiency of protein, which carries

all life force, the aminos vitally essential in dissolving other conditions, Nature can mend only with calcium, scar tissue, and fibrosis

Cyst is encapsulated Staph. The center of a cyst is liquid; the center of Sarcoma is solid; of Carcinoma distorted tissue. You do not find Staph with Carcinoma. You always find Staph with Sarcoma. A Cyst is very high Staph. Very often the three overlay, which equals a growth.

Headache: Checked Liver, found low; 5-70 high; Isle of Langerhans low. Treated on:

77-29 "77 in Liver"

5-70 " 5 in Heart"

36-35 "Pancreas"

(The above is taken verbatim from notes which apparently relate to a specific case history.)

Check 22-s in scalp (-14); check 5-77,

Thymus most important.

5- always swelling, always associated with acid condition, also heavy mucous.

Treated: 22- in meninges (-50.5)

22- in veins and arteries to head (-70.5)

22- in mucous membrane (-51)

Look for 47-8.5 and also for 50-85, caused by Polio in -70.5.

Heart: Fast, faint heart, shortness of breath and coma are due to 57-.

Look in -70 and -80. Find B.Coli; Flu (38-), La Grippe (68-), Undulent (57-), and Malaria.

Treat: B.Coli and Malaria with Bile salts.

38- with Vitamin C or D

68- with Aureomycin

57- with Colmetanese

-80 (Splenic Flexure) is very important in Heart conditions.

(See T- & STB-Heart.)

Heart Attack: Nine-tenths of heart attacks occurring suddenly, walking streets, are caused by person becoming overtired and having undulent, etc., in Heart.

Look for 38-70, high in incipient heart attack.

High Blood Pressure: Check Kidneys (6-23), right Kidney Tubule (6-72), and left Kidney Tubule (6-67).

Impotency: Pituitary Low.

Intestinal Flu: Look for--

38-21 or 38-90 Desc. Colon

38-82 Intestine 38-32 Stomach

38-78 Transv. Colon 38- 8 Asc. Colon

Insanity: Look for 22-. See D-Nervous Conditions and STB-Mental Disorders.

Jello prevents elimination and causes constipation, or "aids" constipation. It also runs Cancer rates high. See Alphabetical List for rate.

Kidney Stones: When Kidney stone rate (43-83) is present, check calcification (7-) against right (-72) and left (-63) tubules. See also D-9.

Leukemia: Thymus high. (Thymus stepdown tears down blood platelettes.)

Liver problems: Always check for 81-23.5 (fibratic condition of the Bile duct).

Loss of hair, nails, hooves, feathers, etc.:

In 1934, these were related to excess Selenium (35-79), especially prevalent in Alkali soil.

It also causes Kidney and Bladder troubles. Selenium is light-sensitive and is affected by hydrogen sulphide and ammonium sulphide, which connects it to hair & nails (sulpher) and kidneys (ammonia in urine).

Lungs (& breathing problems): In chest conditions, don't overlook 2-38. Check for 42-, 4-, 2-, and 84- (chest). See T-Chest. Check Lungs (2-74 & 2-83) in shortness of breath or pain in Lungs. (See TB, Pneumonia, Coughs, Colds, Pains in chest or lungs, etc., for other rates.)

Malaria: Spleen high, Parathyroid high, Adrenal Cortex high.

Mental Depression: See D-Nervous Conditions.

Mouth sore (blister): 47- in these locations:

Colon -90 Uterus -81

Throat -37 Bladder -26

Stomach -32 Urethra -67

Necrosis: (54-) Very high on 22- or 77-. Play around until vitality balances. See Treatment Notes for Necrosis, 54-, 22-, and 77-, D-Cancer.

Nervous Conditions: Emotions stimulate Adrenals which in turn stimulate the rate of production of HCl (72-). This, when in excess, causes burn (71-) which causes ulceration. Ulceration may produce Cancer. (Not always, there is definitely not a pattern behind it, but may if prolonged.) In cases of stomach ulcer, you must get at the condition behind it, the nervous cause behind it, then treat out HCl and Burn. For acid stomach check 5-78, 55-78, and 72-70. If you find these high, you will always find sick stomach and nausea. If they are high, often may be lowered if 2-29 (asthma) is found and treated.

30-28 does not indicate Cancer. It is usually found in highly nervous condition, especially often in Insanity. Try 3-23 (neurasthenia) and 2-29.

Emotional upset: Check Hypothalamus and 53-53. Check for 13-9? See also Emotional Shock in Alphabetical List.

Always look for trouble in Pineal gland. (see D-Pineal, in General Diagnostic Notes)

Check Low Blood Sugar (26-31) and treat for one hour.

One of the rates you will often find is 2-. This is also the rate for virus Pneumonia & excess Chlorine. It may be that if the patient survives an attack or imbalance of this sodium-chlorine activity, an excess constriction (22-), congestion (40-), and cholestral (23-) is produced which may cause many of the syndromes such as palsy, multiple sclerosis, etc.

Look for 10-81. Also check for hyper- & hypo-tonicity (22- & 77-).

See STB on Mental Disorders and Tissue Tonicity.

In mentally depressed patients, Pineal and Posterior Pituitary are low, Thyroid high.

In nervous frantic patient, Posterior Pituitary, Adrenals Medulla, and Thyroid are all high. ("I think this should be low.")
Treat 2-27.

Nose: Check 60-97, 58-97, 30-97, 81-97, 34-97, & 8-97. See D-Sinus & Colds; STB-Common Cold & Flu.

Parathion: 30-50 is basic Cancer rate. 8.5-48 must be present also if 30-50 is to indicate Parathion instead of Cancer.

Pneumonia: Find 4-, 2-, and 38-.

Poisons: Poisons are things that are abnormal to the body, such as arsenic, lead, nickel, DDT, aluminum, etc. These interfere with the chemical balance of the body and eventually produce toxicity and ulceration. The first symptoms are shortness of breath, dizziness, spots before the eyes. It is not known as yet why one person may eliminate these and another not, but it possibly has something to do with the action of the parasympathetic nerves because most poisons cause a constriction (22-). Many of these can be eliminated by treating with Sodium Thiosulphate. See T-Poisons.

Polio: 2-, 3-, 14- combine. Need all three rates for paralysis. Goes together with Arsenic.

Shock: All glands are from 3 to 5% higher than normal. See Emotional Shock for rates and also T-Shock.

Sinus & Colds: To find out condition, set dials for -51 (mucous membranes) and scan until you find conditions. Then check these same conditions in connective tissue (-31) and in turbinates (-9). Then check for 22- and 77- in the same locations. 26- (acidosis) may also be found in -51, -31, & -9. See D-Nose.

Skin: 85 skin rate, right hand dial, then scan with left. Look for round worms (89-), also 39-89, 2-100 (both worms). In high itching, dry scaly skin 45-85; pus and running almost always 89- (pustules) if in subcutaneous tissue.

Skin allergy: Posterior Pituitary, Adrenals Medulla and Pancreas are all low.

Snake bite: Found 4-70 (heart), 4-83 (lungs), 20.5-49 (blood toxicity), and 3.5-3. (From C)

Sore Throat: Check 5.5-, 84-, 3-, 29-, 51-, 35-, in -37, and -39. Also check 14.5-37.

Strep: Check for 54-, if high then is degenerative Cancer, not Tumor.

Styes: Check 48-, 41-, 34-, 8-, 55-, in -79.

Swallowing: Found -47.5 in case of difficulty swallowing. May involve Posterior Pituitary, which controls involuntary muscles. (See also -72.5 and -71.5)

Tartar: Result of acid condition in stomach, probably Sodium-Chloride imbalance.

Tuberculosis: Pineal low, Thymus high, Anterior Pituitary low. Check for 54-, if high is degenerative Cancer, not Tumor. TB is a weakness condition. (See also D-5,6,7,23.)

Tumor: If high TB or Strept and high Necrosis, condition is not tumor but rather degenerative Cancer. See also D-Cancer and D-Growths.

Typhoid: See D-Malaria

Uremic Poisoning: Calcification of tubules causes 22- (constriction). See T-Uremic Poisoning.

Vitality and all glands rise to combat acute disease or infection. Treat 5 minutes to lower.

Weight: Chlorophyll (23-25) is high in thin people. When thin, 61-31 is low. When fat, 31-61 is low.

In overweight women, check Ovaries (3-54). Should be same as, or greater than, vitality. Then do 4.75-3.25.

TREATMENT NOTES

Treat on rates found, as well as those given here. See Alphabetical List for more rates found with given conditions. Where the treatment calls for treating on an organ specified by name no rate will be given. The appropriate rates for the organs are given in the list referred to as TO.

A

- | | |
|---------------------------------------------------|----------------------------------------------------------|
| Ache, in back | Treat on 7-48 (increases) |
| , in bones | Treat 47-,24-, 34-, 8-,
and -85. |
| , in bones & muscles | Treat 10.5-21 |
| , in low back | See T-Coccyx |
| See also | T-Headache, T-Migraine, &
T-Stomach ache |
| Acid/Alkaline
26-41,34-84 | Treat the lower of the two
for 2 minutes maximum. |
| See also | T- 26- |
| Acidosis 5- | Treat Thymus; always found
in Leukemia (see). |
| Adrenals TO 3-9 | 65-62 3-5 min. to stimulate
3-9 ½-1 hr. if below 9-49 |
| Albumen (in Kidneys) | Treat 63-72 (rate) |
| Algae 82- | To eliminate, treat Thyroid. |
| See also | D-Cancer |
| Allergy 85- (D) | Treat 2-85, 45-29, 9-70 |
| (*)Treat 40-36 & 36-61 | Preventative & cure: 2-24 |
| , spasm type | 54-3 (Ovary transpose, Tm5); |
| 30.5- & 36- | Thymus; 36-; Prostate |
| , 17- | Treat 17-17; 43-53 |
| Aluminum 16- | 16-77; also 10-1 indefinitely |
| See also | T-Poison |
| Anemia 50- | Treat 17-29; 35-92; 3-9 |
| , pernicious | Treat Liver, 30.5-29, &
Thymus. |
| Aplastic Anemia (D) | 59-77, 30.5-21, 30.5-29,
& 30.5-95 |
| (*) In extreme allergy from poison ivy aftermath. | |

© Dr. T. Galen Hieronymus

Appendicitis	If high, treat: 55-66, 75-66, 41-66, 34-66, 66-66, 8-66.
Arsenic 52-	Standard procedure: Treat 14; 52 for 15 to 30 minutes. Treat with Sodium Thiosulphate for 15 to 30 minutes. Treat Duodenum for 15 to 30 minutes. Treat Lungs and Kidneys. Treat 5-2.5; 2-8; 10-1. T-Poison, D-Arsenic Treat 7-71 and Prostate. "6 is fatal. Asparagus is good for it." (C) Treat on Basic rate 63- To relieve stiffness, treat 4-7. ACTH is made from Adrenal Cortex and is used in treating Arthritis. Treat: 10-9 (increases); 13-29; 39-28; 14.5-2.5; 37-94. 24-66 brings down 31-s Look for 7-12.5 and 21.5-21.5 and stop eating lettuce (C). Reduced by 13-61 Treat Prostate Treat rate (31-31) Treat Thyroid Norwich aspirin is related to rate, possibly for treatment Treat Thyroid To eliminate, treat on 11.5-10.5. Treat 2-29; STB-Asthma; D-Nervous Conditions Treat 9-; try Chloromycetin
See also	
Arteries, hardening of , 86-71 (C)	
Arthritis	
13-58	
7-	
connective tissue	
spinal conn. tissue	
31-	
13-31	
Aspirin residual	
Asthma	
See also	
Athlete's foot	

B

- B. Coli 62-, 20-62
Treat on 20-62 with Oxbile;
17-29
D-B. Coli; Tm6
Treat 7-48 (increases)
Treat rate (81-23.5)
D-Liver
See T-Pain, labor
45-29; 35-9; with Abbott's
Surbex X-X; & with
Chloromycetin
See T-Urinary
2-41, 3-2, 30-34
Treat Thymus
T-Leukemia
Check 24-90, treat rate
See T-Ache
Treat with M Substance (Tm3)
STB-Bovine Virus
See T-Heart Exhaustion
17-29; with Chloromycetin
Treat on 34-85 & 8-85 (C)
1-; 98-; 7-27; 4-2; 51-22.5;
Treat 10 minutes maximum
To reduce acidity, treat
43-53, 45-29, 16-25.
Treat on 6-81
D-Burns; STB-Burns
- See also
Backache
Bile duct, fibrous
See also
Birth pains
Black mold 5.5-
Bladder
Blood, general treat.?
Blood Cancer 30.5-
See also
Blood in Stool
Bones, aches
Bovine Virus 56-
See also
Breathe, inability to
Brucillus Abortus
Bruises & Lumps
Building rates
Burns 71-, 72-, 55-, 40-,
-91, -42
82-
See also

C

- Calcification 7-
Calcium
Treat Prostate
To mobilize, treat 33-39
To absorb, treat 5-91 until
7- starts to diminish.
Calcium deposits
To dissolve, treat 8.25-12
one hour a day. (rate
is possibly 8.25-25)
Cancer, look for and treat asbestos 38.5-7.5
settles in brain, liver, nerves etc.

<p>Cancer, biopsy 9.5-27 , general</p> <p>30-50</p> <p>, Leukemia , lung</p> <p>, Uterine & Prostate</p> <p>See also Carbon Dioxide Carcinoma 30-</p> <p>See also Catarrh (mumps) 29-</p> <p>29-33 Chest</p> <p>See also Chill</p>	<p>Treat rate to lower, also 98-13 To prevent & cure, basic rate is Pancreas, to stimulate production of enzymes. Treat Thyroid to get rid of 82-.</p> <p>Treat Thymus 33-39 eliminates Cancer (Tm5) 8-6; 3.5-37 bring down all Cancer rates Reduced by 3.5-7; 6-85; 8.5-12.</p> <p>Treat 54-3 a maximum of 5 minutes (Tm5) Treat Thymus (see T & D) x-92 for 15 minutes, twice daily. ½ hr. or more: 87-13.5, 45-29, 3.5-37, 59-77, 7.5-9 Overnight: 58-53, 81-53, 30-53 3 Iodine Rations daily There is usually high Staph. Treat 45-29. D-Cancer, D-&T-Leukemia To eliminate, treat 9-9 Treat Thymus; Prostate; or with M Substance (Tm3) D-Growths Treat Liver, Bone marrow, & Adrenals. Treat on 10-20 Treat 3-9, 3-8, with Sodium Thiosulphate, & Chloromycetin ? D-Lungs See T-Heart Exhaustion</p>
--------------------------------------------------------------------------------------------------------------------------------------------------------------------------------------------------------------------------------------------------------------------------------	-------------------------------------------------------------------------------------------------------------------------------------------------------------------------------------------------------------------------------------------------------------------------------------------------------------------------------------------------------------------------------------------------------------------------------------------------------------------------------------------------------------------------------------------------------------------------------------------------------------------------------------------------------------------------------------------------------------------------------------------------------------------------------------------------------------------------------------------------------------------------------------------------------------------------------------------------------------------------------------------------------------------------

Clotting

To reduce: Check Thyroid & Parathyroid. If Parathyroid is too high (more than 20 above the vitality) it often reduces by treating Thyroid. If Thymus is too high, reverse for $\frac{1}{2}$ to $\frac{1}{2}$ minute to lower. (see Tm5)

See also
Coccyx, pain

D-Thymus,
Treat 18-36, then 14.5-96;
30-96.

See also
Colds

STB-Lower Back Pains.
Treat 88-33 then 14.5-37
Look for 85-, 63-72, 3.5-51
Treat 3.5-51 with

Aureomycin
Reduced by 12.5-38.5,
8-96 (increases)

Treat on 55-51 with
Colmetanese

Treat Gall Bladder
Use Chloromycetin, Wheat
Germ, then Sodium
Thiosulphate.

Iodine Ration may clear
sniffles

, 32-
, 3-, 3.5-
, 3-4
, 64-51
, 32-, 60.5-, 61-,
& 76-

Use High C & Santicol
Use Vitamins C & D
Treat rate, check 18.75-25.25
Treat rate

See also

Treat with High C; or
with Chloromycetin
D-Nose, D-Sinus & colds,
STB-Common Cold & Flu

Colic 47-32 & 47 & 90
Colon

See T-Cramps
Treat 8-75 (increases)

, blockage 12-38
, conditions

Treat 12.5-53.5
Treat 63-84 & with Bile
Salts

, 39-

Treat Kidneys; Vioform
treat left lobe of liver.

Congestion	40- (D)	Treat 40-91
	40-91	Treat rate; helped by 4-8 & 4-81
		3.5-22 decreases it.
Constipation		Treat 45-29; 68-29 to cure;
		Treat 14-32, works on Liver
		Treat 15 minutes each on:
		13-64, 17-29, 8-72,
		5-66, 66-66
See also		STB-Constipation
Coryza	96-	Treat 96- in location
Cough	87-, 88-	Treat 87-, 88- in location
	14.5-37	Treat rate
	14-37, 14.5-37	Treat on 87-87, 87-51, 87-16
Cow warts	51-22.5	Treat for a maximum of 10 mins.
Cramps	47-32 & 47 & 90	"M Substance #29"
Cyst	7-85, 13-85,	Treat all on Prostate
	81-85 (in skin)	
	-42 (subcutaneous)	Treat on Prostate
See also		D-Growths

D

DDT	48-	Treat Kidneys; Duodenum;
		Sodium ThioSulphate; 7.5-29
See also		T-Poison; STB-Virus X
D Vitamin		To increase, treat 89-70
		a maximum of 2 minutes.
		Used in Undulent and
		infections; 68-s(68-41).
Dandruff	12.5-25.5	Treat rate
Depression	60-29	Treat rate, Prostate (30 min)
Diabetes	5-70	Treat 45-29, 36-35 until
		5-70 stays at 0.
See also		D-Diabetes, T-Sugar
Digestion of protein		45-29 aids in it.
Diphtheria	5-	Always in Leukemia, treat
		Thymus (see T-Leukemia)
Diarrhea		Treat appendix

Diverticulitis	75-75	Treat 43-53 for 5-9 minutes
	8-, 34-, -75	Treat on rates
	14-75	Treat on 43-53 and 90-75
Drugs		See T-Poisons
Dustrag, Chemical	3.5-6	Treat rate to reduce; also
		treat 37-94; 7.5-29
See also		T-Poison

E

EEE	46-, -23, -29	Seems to hit nervous system the most; treat with Sodium Thiosulphate, and Santicol for as much as one hour.
		Pills for nerves wipe it out: Tamarac Pharmacy #8003 Librium 5 mg.
	46-46	Use "Equanil" to reduce
Ears		Treat with Vioform; treat out Nickel 17.5-41.
Earache (D)		Treat 8-68 or -69; 3-82; 34-68 or -69; treat Liver
		Treat with Vitamin D
Ear Discharge	42.5-69	If find 17.5-41, treat out 1st.
		Treat on rate; also Sodium Thiosulphate
Edema		Posterior Pituitary has to do with water absorption.
		Treat on 6-17
	3.5-42	Treat 45-29 & with Aureomycin
	43-43	Treat rate to reduce; raises Liver
	15-32, 10-32, 37-32	Treat 23-23; Adrenals, Spleen, Pancreas. When rates found, in softened water, treat 3-82.
Egg Flu	33-23, 82-47	Treat with Vit. A to reduce; Treat rates; treat Prostate

Endocrine Imbalance	Treat Menopause (10-81)
Epilepsy, emotional disturbances	Check and treat Pineal
See Also	D-Nervous Conditions, STB-Mental Disorders
Esophagus, burning	Try 2-34
Eyes	Treat 3.75-2.75; goes up. Helped by 2-49; 42-19; 7-19; 3.5-19.5; 23-9.5; 9.5-10.5
, 11.5-7	Helped by 4-8 (Tm4)
See also	T- & D-Styes; STB-Eyes
Excess HCl	See STB-Excess HCl & T-HydroChloric Acid
Exhaustion	Always found with Undulent. Treat Adrenals; with Proginon.
See also	T-Fatigue; T-Mononucleosis

F

Face	Treat 2.75-3.25 with Santy ^{on} col Treat on 8-64, 16.5-31.5, 14.75-1
, sore on face	Treat 13-92?
Fat 6-	Treat 6-17
Fatty tissue	To eliminate, treat 12.5-31.5 for 5 minutes, then 6.5-61 for several hours.
Fatigue, chronic	Check 15-42, treat indefinitely
, general	Treat on Adrenals, Thyroid 51-22.5 10 minutes maximum 35-9 long periods 17-29 for getting going 89-70 2 minutes maximum 6-81
, 53-, -41, -91, etc	3-54 (see TO-Ovaries) Treat 3-9

<p>Fever 10-, 83-(often) 95-85</p> <p>See also</p> <p>Fibrosis 81- See also</p> <p>Fingers, mashed -9.5</p> <p>Fluid release</p> <p>Flu, Asian , Egg 33-23,82-47</p> <p>, HongKong</p> <p>, intestinal (D) 38-21, 81-23.5</p> <p>, 3- (with cold)</p> <p>, 6-</p> <p>, 34-</p> <p>, 36-</p> <p>, 37-</p> <p>, 38-</p> <p>, 68-</p> <p>, 84- & 89-</p> <p>, 87-</p> <p>, 34-,35-,36-,87-</p> <p>, 46-,li-, 63-</p> <p>, 5.5, 35-, 78-</p> <p>, See also</p> <p>Food poisoning (D)</p> <p>Function, to stimulate</p> <p>Fungus, 8.5-</p> <p>,9-,45-,83-,86-, & 82-32</p> <p>, 82- .</p> <p>, 45-, 86- .</p>	<p>Treat with Colmetanese</p> <p>Treat rate; 3-61 (increases); 23-23</p> <p>STB-Fever</p> <p>Treat on Thymus or Prostate</p> <p>STB-Fibrosis; D-Growths; T-Tumor</p> <p>Treat 8-9.5</p> <p>45-29; 29-29; 10-29</p> <p>See T-Cough</p> <p>Treat rates indefinitely to lower; on Prostate; with Vitamin A</p> <p>Treat 47-90, 47-37</p> <p>Treat 36-35 (36-25?) a few minutes if this rate is lower than 9-49</p> <p>Treat with Vitamins C & D</p> <p>Treat on 6-23</p> <p>Treat on Liver</p> <p>Treat on Prostate</p> <p>Use Sodium Thiosulphate</p> <p>Liver;with High C; Vit. C & D</p> <p>68-41 or with Vit. D; 3-39; 33-39; try Auromycin</p> <p>With Luty's #29</p> <p>33-35, Chloromycetin</p> <p>3-82,35-35, Chloromycetin</p> <p>Associated with 34- & 36-</p> <p>Associated with 6-,68-, 38-, & 34- (treat the same?)</p> <p>STB-Common Cold & Flu</p> <p>Treat 47-13 to reduce all 47-</p> <p>Treat with B-Paya</p> <p>Treat 12-82 for 1 to 2 hrs.</p> <p>4-3.5 (increases),builds resistance to all fungi</p> <p>Chloromycetin; Santicol</p> <p>Treat Thyroid; Sodium Iodide</p> <p>Treat on Spleen</p> <p>Treat 23-8</p>
---------------------------------------------------------------------------------------------------------------------------------------------------------------------------------------------------------------------------------------------------------------------------------------------------------------------------------------------------------------------------------------------------------------------------------------------------------------------------------------------------------------------------------------------------------------------------------------------------------------------------------------	---------------------------------------------------------------------------------------------------------------------------------------------------------------------------------------------------------------------------------------------------------------------------------------------------------------------------------------------------------------------------------------------------------------------------------------------------------------------------------------------------------------------------------------------------------------------------------------------------------------------------------------------------------------------------------------------------------------------------------------------------------------------------------------------------------------------------------------------------------------------------------------------------------------------------------------------------------------------------------------------------------------------------------------------------------------------------------------------------------------------------------------------------------------------------------------------

G

Gall stones 84-73

See also

Gas, intestinal 4-32

Gastric Ulcer

Gonorrhoea 5-52

Green apple cramps

Grippe (& Flu) 68-

, achy muscles

Treat rate & Prostate

Treat rate overnight

Treat 50-76 to empty Gall

Bladder, & remove stones.

D-9, D-Gall stones

Treat Appendix; See Tm6

See T-Ulcer

Found with 20-55 & 20-5.5

Treat on 5-52

See T-Food poisoning

Treat 68-47; 3-39; 33-39;

with Vitamin D

With Vitamin D; treat 68-41

H

Hangover

Hayfever

Headache

14-50.5

14-

60-29, 13-29

81-23.5

12.5-53.5 (zinc)

2.75-3, 2.75-81, or

2.75-13.5

Sinus 75-x

-- & skin

--, sneezes, & skin

tension --

See Also

Heart conditions

See Also

Treat 3-76

See STB-Hayfever

Reduced by 3-14

Rate plus Auromycin

55-37, Auromycin

Treat on rates

Treat rate 30 minutes or

until it comes down.

(releases Bile, for sick
headache & Colon trouble)

Treat on rate

2.75-13.5 reduces all three

Use Green allergy capsule (Tm2)

43-53 for 5 to 9 minutes

Treat 9-2.5 (increases)

Helped by 42.5-51-85

Treat 2-15

T-Migraine; Tm8

Treat 30-69

69-70, 39-70 (seems to reduce
all infections)

TO-Heart; D-Heart & Heart

Attack; STB-Heart Troubles

Heart Exhaustion, chill, Treat 2-76, 3-9 for $\frac{1}{2}$ to 1 hr.
inability to breathe until chills are gone.
If only a one bank instrument
treat each rate alternately
15 minutes each.

Heart, fibrillation
(cause: 57-70,38-70) Use Colmetanese
, increase -- Treat 2-84
, skip, from food Treat 29-6.5 to stop
, skip Treat 63-84
, spasms 58-95,
81-80, 63-84 Treat on rates to
reduce
, weakness Treat with M Substance (Tm3)
, -- Worms 15.5-24.5 all night then
2 hours per day

Hemotoma 55-31 indefinitely
Hemoglobin Treat Chlorophyll to raise
Hemophilia 29-31 Treat on rate
See also Hemorrhage: T,D, STB
Hemorrhage 29-31,20 minutes-at a time,
to increase coagulation.
Treat on Parathyroid to
increase Fibrin; Thymus
to increase Platelets
STB-Hemorrhage; STB & D-Thymus
58-90 to shrink throughout
the Colon

See also
Hemorrhoids 59-77; 31-2;
Treat 5-91 15-30 mins.,
6-81 15-30 mins.,
77-41 indefinitely

Hernia 77-41, 55-41,
& 40-41 6-23; Abbott's Surbex X-X
59-77; 31-2;
Treat 5-91 15-30 mins.,
6-81 15-30 mins.,
77-41 indefinitely

High Blood Pressure (D) 6-23; Abbott's Surbex X-X
Hives 55-42 Treat with ACTH
Hookworm 2-100 Treat Liver, Colon Wall
HydroChloric Acid, excess Treat on rate (72-70)
See also T: Burns; Uicers
STB-Excess HCl
D: Nervous Conditions; HCl;
& Burns

Hypertonicity 22- Treat 22- in location until
it disappears. DON'T OVER-
TREAT, will cause 77-.

See also T-Hypotonicity
E-11

Hypotonicity 77-

See also (for
Both 77- & 22-)

Treat 77- in location until
it disappears. DON'T
OVERTREAT, causes 22-
STB-Tissue Tonicity &
D-Nervous conditions

I

Inability to breathe
Inability to perspire
Infection

See T-Heart Exhaustion
See T-Perspire
Treat -6, -21, -96 on any
infection, to assist in
clearing all parts of body.
Shouldn't find 77- or 22-

Treat 4-46 up to one hour
20-90; 59-77; 52-51; 48-31
10-61; 10-81; 33-23; &
82-47 to lower infections
6-61 (increases) for 15 mins.
4.25-4.25; 12.5-11.5; 3-27;
23-23; to reduce --
4-18 reduces infection,
increases organs
69-70, 39-70 seem to reduce --
89-70 a maximum of two mins.

, 12.5-25.5

See also

Treat on 32-32
D-Pacchionian Bodies, STB-Spleen
Treat Pancreas
D-Congestion

Inflammation 55-, 20-90

See also

Insecticides & Herbicides:

2-4-D

Malathion

6.5-72

See also

Treat on 12.5-2.5

Treat on 18-36

Treat on 43-53

T-Poison

Insomnia

53-91; Darvan acts as a
sleeping pill; 46-46

Intestinal worms 4-80,
2-100 & 39-89

3-4 mins. with Garlic Buttons
3-4 mins. with Ammonium
Chloride

See also

T-Nematodes; T-Worms

Islands of Langerhans

Keep above Vitality; see TO

Itches

3-82; 13-64; 14-64; 23-8

J

Jaundice
See also

Abbott's Surbex X-X
D-Liver

K

Kidney -23 (T0)
82- (or -82?)

Use M Substance (Tm3)

Treat on Thyroid

To flush, try 4-96

Kidney stones 43-83
with 7-13

Balance Sodium & Chlorine

Treat on Prostate to reduce

See also

D-9, D-Kidney Stones

Knee 55- inflammation

Treat all listed rates on

3.5- swelling

55-49.5 indefinitely to
lower.

13- tumor

38- flu

61-, 97-

81- scar tissue

34- staph

48- sarcoma

-49.5 Periosteum

-41 muscle

-21.5 ligaments

L

Labor Pains

See T-Pain, Labor

La Grippe

See T-Grippe

Laryngitis (with 84-)

Use Colmetanese

Lead poisoning 80-

Treat on 3-80

See also

T-Poison

Leukemia (D)

Treat on Thymus to cure

33-39 eliminates Leukemia

87-34 reduces --, check

66-29 & to see if 6.5-8
is high.

(continued on p. 154)

Leukemia (cont'd.)	Try 3-73
	Reduce 12-38 first, then
	45-29
	66-29 = antileukemia (can't
	keep Liver up if this
	rate is up.)
30.5-	Treat 45-29; 54-3 10 mins.
	See TO-Ovaries, & Tm5, first.
30.5-, 5-	Thymus, Prostate, 45-29
35-32	45-29; 16-25; with Binio
Leukocyte destroyer	Treat on Liver or with
20.5- in -29 & -17	M Substance (Tm3)
Lindane 6.5-15	16-25 & rate; 13-64;
	10-1 indefinitely
See also	T-Poison
Low Blood Sugar	26-31 two hrs. at a time
Lung conditions	Treat Heart (2-76) to
	stimulate blood flow to lungs
See also	TO-Lungs; D-Lungs; & T-Chest;
	& specific conditions

M

Malaria (D) 4-	Treat with Oxbile
4-32, 4-23	4-32, follow up on 3-8
	Treat on Appendix
Malathion 18-36	2-87, also rate
See also	T-Poison
Measles 4-	Treat Appendix
Meningococcus 14-	Treat Kidney; Auromycin
, headache	55-37; Auromycin
See also	T & D-Polio
Menopause (TO) 10-81	Treat rate. Lowers infections
Menstrual cramps 81-	Use High C to reduce
30-26, 34-26, &	Treat rates for $\frac{1}{2}$ hr. also
8-26	check: 55-26, 81-26, 3-54.
	Treat these $\frac{1}{2}$ hour.
Mental Fog 8-67	Treat rate, goes up & clears.

Mercury 55-90	Treat rate
See also	T-Poison & Metallic Poison
Metallic Poison	10-1 indefinitely
	2-76; 43-53; Lungs; 4 minute
	doses of CIC
See also	T-Poison
Migraine 10-32	Treat on Kidneys
8.5-48	Treat on 16-25
10-50.5, 15-50.5,	Treat 3-82, 9-70; 16-25;
& 37-50.5	77-84
Mononucleosis 53-53	To reduce 53-s, treat 3-9
	as long as 4 hours
	Treat on 28-23
	3-9 several hrs. & 53-53
	all day or overnight.
	7.5-13.2 for 2 hours.
Multiple Myelitis	Treat Adrenals
Multiple Sclerosis 69-	Treat Prostate
93-	D-Nervous Conditions
See also	Treat Liver
Mumps 29-	Liver, rate, 45-29, & with
29-39	Chloromycetin
29-29	Treat on 10-20
4-	Treat on Appendix
Muscular Dystrophy	Treat 1.5-41 (rate)
Muscular Strain	Treat 55-41; 40-31 when found
55-21.5, 40-21.5,	Treat $\frac{1}{2}$ hour on each and
& 77-21.5	repeat.
See also	STB-Strained Muscles
Muscular 22- or 77-	Treat Thymus
Muscle ache 68-41	Treat rate; 89-70 (2 mins.)
Muscles, weakness 31-2	Treat on Thymus
See also	T-Hernia

N

Nausea, with:	10-	Treat with Colmetanese
	15-	Treat on Kidney
	37-	Use Sodium Thiosulphate
, & Nervous		Treat 2-15 indefinitely
Tension		to reduce
Nematodes	2-100	Treat Liver; Colon Wall
	39- 89	Pancreas; with Santicol
	3- 73	57-7; 3-82; Vioform;Oxbile
	63- 84	For colon & heart conditions
		(possibly as a result of
		worms &/or Nematodes?)
		14-64 reduces all nematodes
		Treat on 15-42 also for all
Nerves		25-25 (most important, to
		calm nerves), 25-90,25-85
sharp shooting pain		Treat 30.5-11 to stop it
Nervous Conditions (D)		Look for and Treat 10-81
		and Pineal trouble.
See also		T-Hypo-& Hyper-tonicity
Nervous exhaustion		See T-Mononucleosis
Nervous tension		26-31 to "unwind"
& nausea		2-15 indefinitely
See also		D-14; T-Tension
Nickel Poison	41-	92-83; 92-82, then 41-25,
		then 41-41
		Use Sodium Thiosulphate
	17-41	Treat 10-1 indefinitely
See also		T-Poison
Nitrous Oxide	88-	Treat 88- in location
Nicotine poisoning		Should have no more than
	12-38	20 points, try treating
		on Lungs.
See also		T-Tobacco; T-Poison
Nose (D)		Check & treat in -97:
		60-,58-,30-,81-,34-, 8-
, stopped up		5-91 clears it

Operation, minor
Ovaries -22, 3-54

4-46 is good healing rate
If Pineal & Ovaries are
low, it's ok to treat on
Ovaries for vitality $\frac{1}{2}$ hr.
If Ovaries, & Thymus low,
but Pineal is High, DO NOT
TREAT Ovaries: causes Cancer
Treat 10 minutes for Leukemia
and 30-50.
For Cancer, Parathion: treat
a maximum of 5 minutes.
Treat 30-50 very slowly.
See T-Menstrual Cramps

Transverse rate
(54-3)

30-, 34-, & 8- in -26

P

Pain

Super Anahist tablets reduce
pain all over.

Treat 31- in location
8-97 increases, eliminates
pain; 7-48 increases,
reduces pain; 34-34

, Labor 79.5-91, &
79.5-11

Treat 79.5-11

, sharp shooting,
in nerves

Treat 30.5-11

, 20-90

20-90 brings down pain

Palm Disease

Inject tree with Chloromy-
cetin to prevent (C)

Pancreas, 6-4

Treat rate a maximum of 5
mins. for protein
consumption.

, 43-53

Treat rate a maximum of
30 minutes.

See also

TO-Pancreas

Parathion 30-50, 8.5-48
(D)

5 mins. maximum on:
30-50, 8.5-48, & 54-3
16-25; 37-94; 4.75-3.25,
with 3-54.

See also

T-Ovaries & Poison; Tm5

E-17

Pernicious Anemia	See T-Anemia, pernicious
Perspire, inability to	86-85 & 39-89 (incr.) (C)
Phlebitis	See STB-Phlebitis
Phlegm 5-37	59-77; 45-29; with Wheat Germ
Pneumonia (D) 4-	4-9 overnight; 3-8; 2-76 to stimulate blood flow to Lungs
4- with 84-	Use Colmetanose
2-, virus --	Use Sodium Thiosulphate
Polio (D)	Look for 2-,3-,14- in -41,-27,-50.5. Treat rates where found. Use High C; Vit.D; Sodium Thiosulphate; Auromycin With Luty's #29; Kidneys, possibly combined with Luty's #29.
2-,3-,14- (in general & locations mentioned above)	Treat with Auromycin
14-27, 14-52, & 14-21	Treat with High C
3-27, 3-25, 3-50, & 3-50.5	Treat with Sodium Thiosulphate
2-27, & 2-56	1. Sodium Thiosulphate, Auromycin, High C for 1 hr. 2. Kidneys for 1 hour. 3. Alternate until no reading is found in muscle.
One procedure:	6-29 & 33-51 to reduce Bayer Aspirin is associated with 2-, 3-, 14-.
Other procedures:	7.5-29 goes up when treated 10 minutes, reduces -- Try 3-73; "Scorbs" STB-Polio, D-Arsenic
See also	10-6.5; 91-31; 3-8.5; 4-69; 3.5-5; 3.5-4; 23-82; 3-25; 4.5-12.5; 29-29; 2.5-24; 11-21.5; 16-12 (incr); 16-21 (incr); 24-29 (incr)
Poisons (D)	2.5-4 from radishes 2-1.5 (incr) from Parsley

(continued p. 159)

Poisons (cont'd.)	7.5-3.5 detoxifies
, in vegetables & people	Treat 2.33-1.66; 2.5-1.66
, 17-	Treat 43-53; 17-17
, check 57-	Thymus; 18-36; Colmetanese
, 12-38, 5-, 35-, 30.5-, & diarrhea	Treat 12-38 then 45-29
to eliminate a lot of --, treat on:	3-9; 16-25; 3-82; 17-29; 45-29; 12-83(? Note calls this Lungs. 92-83 is DD rate for Lungs, seems more likely with note in error.)
, various kinds	7.5-29 goes up when treated 10 minutes. Brings poison down slowly & they stay down.
Specific Poisons	Treatments are incomplete. "etc."=see T- for that poison
Arsenic	5-2.5; 2-81; 7.5-29; etc.
Lindane	13-64; 37-94; 7.5-29; etc.
Malathion 18-36	18-36; 2-87
Metallic -- & Drugs	10-1 indefinitely until all are eliminated
Nickel	43-53; Lungs
Parathion (D)	92-83; 7.5-29; 10-1; 92-88; etc.
Ptomaine --	37-94; 16-25; 7.5-29; etc.
Tobacco -- 55-53	One tablespoon of Apple Cider Vinegar in $\frac{1}{2}$ glass H2O is good. (1 dose usually) (C)
Poison Ivy 2-85, 2-29	6.5- in location; 92-83; etc.
Prostate (T 5-91	Treat rates, 45-29; Pancreas
	Treat rate; 45-29; 2.5-26
	increases --, decreases
	Gastric ulcer.
Protein, consumption	6-4 for a maximum of 5 mins.
, digestion	45-29, See D-HCl
Ptomaine poisoning	See T-Poison
Pyorrhea 60-12,	2-25 "seems to work better
9-25 (fungus)	than anything else"

QR

Reducing 36-35 for 15 minutes;
6-81 for 30 minutes.
Also ~~feet~~ 8-72.
See also T-Weight; STB-Weight Control
For various rates that reduce other rates see
the Alphabetical List under "Reduces".
Redwood factor 17-29 will raise it.
Rheumatic Fever 68- Bufferin for 68-s; 68-41;
with Vitamin D
See also T-Flu
Ricketts 68-71 Treat rate
Roundworms 39-89 9-70; with Santicol
See also T-Nematodes; T-Worms

S

Sarcoma 58- 59-77; 5-91; with M
Substance (Tm3)
Salt Test 82-37 for quantity,
if above vitality, remove
salt from diet.
See also T-Sodium Chloride
Scar Tissue 13- Treat on Kidneys
Shock (D) 3-9 for 15 minutes, 2-76
for 15 minutes. Repeat
until patient begins to
come out of it, then
look for causes!
Shoulders & neck 38-12 11.5-48.5 relaxes tightness
Sinus (D) 10-20 seems to clear --
, burning 18-33, 18-3, 18-51, 14.5-37
, running 23-8; 43-53; 6-81
Shoulder pain, pleura 6-81; 43-53; 63-91

Skin (D)	Treat 9-70; 4-95; 43-53 a maximum of 30 minutes.
	For skin (all increase):
	9-2.5; 12.5-21; 30-24;
	6.5-12.5; 51-85; 34-85;
	42.5-51-85 helps skin
	4-8 helps & softens skin
	For skin: 75-69; 4-92; 6-3;
	10-29; 9.5-10.5; 16-85;
	2-14.5 from avocado
	20-23.5 from B-Paya
	6.75-2.5 from gelatine
	16-11 from yogurt
	16.5-22.5 lecithin
	5.5-12 oxalic acid from Spinach
	51-85 possibly oxalic acid
	70-35 Paris Green
, creapy	3.5-2.5, from cabbage, eliminates it
, dry	16-85; 44-41 eliminates it
7.5-0.5	Treat 17.5-45 (increases)
, firms -- & breasts	34-85 (increases)
, itchy	Reduced by 11-4
, loose skin	34-25 (increases) firms it.
, knots in skin	Reduced by 7.5-13.5
, scaly skin 30-85	Treat 4-17 (rate becomes 88-6
7-81	Reduced by 8-92 (increases)
, 91-31	Treat rate, DO NOT OVERTREAT
Smallpox vaccination	Treat on rates listed, in
97- in -23, -29, -85, -49,	rotation, for 15 minutes.
Smut from tree scanned	Treat 7-23, brings down
Dec. 10, 1954	16-13 & 7-23 goes up.
Sneezes	Helped by 42.5-51-85; 6-81
Sniffles	Treat Kidneys
Sodium Chloride	To balance, treat 45-29
	Treat 18-29; 42-45
	Possibly treat 5-70: NaCl
	imbalances are apparently
	associated with sugar
	imbalance.

(continued on p. 162)

Sodium Chloride (cont'd)
 , in excess 37-
 See also Use Sodium Thiosulphate
 D-Diabetes; D-Chemical
 Make-up Changes; T-Salt
 59-77, 45-29, & Wheat Germ
 45-29; Chloromycetin
 Treat 5-31
 D-Sore Throat
 58-95 & 81-80
 T-Allergy
 Treat 15-34, 14-64
 Liver; Vitamin D; 36-35
 D-Growths
 Treat rates, also 43-53,
 45-29, 16-25
 Use Auromycin
 D-Burning & itching (24.5-)
 Reduced by 12-82; 8-96 (incr)
 Treat 5-78 first, then 58-85,
 then 14.5-23, 14.5-27,
 14.5-32, 14.5-96
 See Tm8
 Treat 2 hours on 43-32
 See T-Cramps; T-Food
 Poisoning
 See T-Ulcer
 3.75-2.5; to reduce, balance
 NaCl & Acid/Alkaline
 Kidney; with Auromycin
 D-Growths
 6-81 & rates that are still
 high (listed in D-Styes)
 D-Styes; STB-Eyes
 Treat rates: 3-3, 8-3, 34-3
 Treat 45-29 & 36-35 until
 5-70 stays at 0.
 18-29 for sugar & salt in
 left lobe of Liver.
 D-Diabetes; T-Salt; T-Low
 Blood Sugar
 9-70; 72-, 55-, 40- in -85
 STB-Burns
 20-55; 20-50

Sore Throat 5-37
 84-
 , heavy phlegm
 See also

Spasms
 See also

Staphylococcus 2-34
 34-, 35-, & 52.5-
 See also

Stings (insect) 55-,
 40-, 72-, in -85

Stinging
 See also

Stomach,
 , ache
 , cramps 47-32
 , ulcers

Streptococcus
 , 15-, 60-
 See also

Styes -79

Sub-mucous infections
 Sugar 5-70
 See also

Sunburn 71-85, 72-85
 See also

Syphilis 20-

I

- Tantrums 30-28, 81-28, & 58-28 Rates cause nervousness & frustration, can lead to insanity. Treat rates and Prostate.
- See also STB-Mental Disorders;
D-Nervous Conditions
- Tapeworm 3-73 57-7; 3-82; Oxbile; Vioform
- Teeth, loose May be caused by Nickel
poison. Treat 17.5-41 (C)
- Tension Treat 20.5-2,5 10 to 15 mins.
to lower.
- See also T-Nervous Tension, T-Migraine
- Thyroid (TO) 4-23 Treat Appendix
, toxic 81-92 Treat rate
- Tic 41.5-41.5 (can leave all night)
- Tobacco poison 12- Treat 12-38
6.5- in location; 92-83
- See also T-Poison; T-Nicotine poison
- Toxicity 53- Treat Adrenals; 47-16.5
- Toxic rates: When found, treat on rate
- 60-29
 - 58-95; 81-80 Spasms
 - 10-81
 - 43- 3 Allergy indigestion
(raised by Benzoate of soda)
 - 36-41 Muscular Tic
 - 36-43 Hiccups
 - 31- 2 Muscular weakness
 - 3-76 Alcohol
- Trench mouth 86- Treat on Spleen
- Trypsin 6-4 (associated Note unclear; probably
with 4-6, 45-29; treat 45-29, 4-6 & 6-4 being
also Malaria & 38-12) rates for Trypsin. ??
- See also TO-Pancreas, sugar-free part
- Tuberculosis 42-, 15-42, With M Substance (Tm3);
& 42-45 Proginon; or. Wheat Germ
on 15-42;
- 2-76 to stimulate blood
flow to Lungs.
- 3-9; Anterior Pituitary
- See also D-5, 6, 7, 23; D-Tuberculosis;
D-Lung conditions

Tumors (D) 58-	18-16, 61- x to reduce tumors; (C) found they generally go down after treating out Nickel.
, in face	58-14; 55-91
, fatty --	Reduced by 7.5-13.5
, fibroid --	Respond faster if you treat Staph out.
, in flesh	Reduced by 7.5-13.2
, knots under skin	Reduced by 7.5-13.5
, uterine	Reduced by 30-81, 58-81, 88-81
Twitch 36-41	Treat rate indefinitely
, in eyes 12.5-12	Treat on 1.5-3.5
See also	T-Tic; T-Toxic rates
Typhoid 4-23	3-8; 4-23 to lower
See also	Tm6; D-Malaria

U

Ulceration	Key rate is 72-81
	Treat 14-64
8-54	45-71 clears it up
& pain	66-66, other rates won't come down til this does.
8-, 23-	Liver or with Vitamin D
See also	D-Nervous Conditions;
	D-Burns; T-Ulcers
Ulcers, duodenal	Treat on 92-32
, gastric 92-32	In developmental stages, this rate shows up. After ulcers become acute or perforate, 8- & 34- show up. Treat 92-32.
(C)'s procedure	1) 72-70 to reduce HCl
	2) 5-78 to clear acidity
	3) 92-72 for ulcer (rate)
92-25	5-91 for 15 to 30 minutes
92-71	Treat with B-Paya
(mouth) 92-12	5-91 for 15 to 30 minutes

(continued on p. 165)

Ulcers (cont'd)	
, mouth	Treat on 92-32
, peptic	Treat Prostate
, stomach	Treat Prostate
See also	T-Ulceration; STB-Excess HCl; D-Burns; D-Nervous Conditions; T-HydroChloric Acid
Undulant Fever 57-	Use Colmetanese, check 10-51 & treat if present
10-65	Treat on 45-29; 81-23.5
18-	Use Chloromycetin
51-	Use M Substance (Tm3)
For all listed rates:	Treat Causes:
10-, 33-, 59-, 60-,	a. Underfunctioning Liver-
57- (causes heart	Treat 17-29 & 45-29
problems), 51- (8-,	b. Deficient Vit. D-
34-, 43- found with it)	89-70 a max. of 2 mins.
	c. Treat with Colmetanese
Uremic Poisoning (D)	5-91 for up to an hour.
Urinary Bladder, 13-37	Treat rate, also with garlic & chlorophyll; 3-82
infection 13-13	4-95; 8-96 (increases), reduces HCl reading.
sense of fullness	Treat 13-13 to relieve
in stubborn cases	Try 2-34; 20-62; 60-87; 47-13; 58-13; 13-13

V

Varicose Veins, caused by Strep: 8-, 34-, 60- in -71, -97	Use Vitamin D, 17-29, and Auromycin
Virus Encephalitis 2-	Use Sodium Thiosulphate
Virus Pneumonia 2-	Use Sodium Thiosulphate
Virus 20.5-	See T-Leukocyte destroyer
Virus 56-	See T & STB-Bovine Virus
Virus X 48-	3-82; Sodium Thiosulphate
See also	DDT; T-DDT; STB-Virus X

Vitality (D) To raise: 20-90; 6-61; 52-51
Treat 3-9 for 15 to 30 mins.
if lower than 9-49
See also D-Vitality; T & TO-Ovaries
for special instances &
conditions of treatment.
Vitamin D deficiency Treat 89-70 for a maximum
of 2 minutes.
Vomiting, in virus Stopped by taking 1 Tbsp
condition of Apple Cider Vinegar in
½ glass of water (C).

W

Weight Control: 12.5-31.5;
possibly 62-84
For --: 2.5-20.5; 46-87;
23-8 (increases)
Loss: 5.5-98.5; try 4-6;
11-21; 3-54 until = or
higher than 9-49, then
4.75-3.25 (C)
To reduce: 73-71; 3-6;
4.75-3.25 (1 hr. or so)
or 12.5-31.5 (5 mins.) (C)
See also STB-Weight Control;
D-Weight
Whooping Cough 87- & M Substance (Tm3) all night
2-, in -16, -71.5 for 87-
Sodium Thiosulphate for 2-,
takes several days.
Worms, Hook 2-100 Liver; Colon Wall
, Rectum 2-100 3-82
, Round 39-89 9-70;
, Tape 3-73 57-7; 3-82; Oxbile; Vioform
, in cats Clove of Garlic in well
with specimen
See also T-Nematodes; T for specific
worm.

E-26

TREATMENT NOTES--NUMERICAL ORDER

This is only a brief and general compilation. Check in the Numerical List for the conditions represented by these numbers. Then check the particular condition in the Treatment Notes for a more thorough and complete treatment. You might also check in the Alphabetical List for further DD rates.

- 2- Treat with Sodium Thiosulphate unless patient shows an excess of Sodium.
- 3- Treat with Vitamins C and D
- 4- Treat on Appendix; Bile Salts are indicated (Tm6). Try Oxbile
- 5- Treat on Thymus
- 5.5- Treat on 24-29 (increases); 16-77; 16-27.
- 6- Treat on 6-23
- 7- Treat on Prostate
- 8- Treat with Vit. D; on Liver; 45-29
- 8.5- Treat on 16-25
- 9- Try treating with Chloromycetin
- 10- Treat with Colmetanese
- 12- Treat on 12-38
- 13- Treat on Kidney or with Proginon
- 14- Treat on Kidney or with Auromycin
- 14.5- Treat 5-91; 72-81; 58-85
- 15- Treat on Kidney or with Auromycin
- 16- Treat on 16-77
- 17- Treat on 17-17; 43-53
- 18- Treat with Chloromycetin
- 19.5- Responds to Santicol, Garlic
- 20- Treat 20-55; or 20- in location
- 20.5- Treat on Liver; or with M Substance (Tm3)
- 22- Treat 22- in location until it disappears. DO NOT OVERTREAT.
- 23- Treat with M Substance (Tm3)
- 24- Treat on 39-8.5
- 24.5- Treat with Auromycin
- 25- Treat on 25-62
- 26- Treat Alkalinity for $\frac{1}{2}$ min. until 26-41 and 34-84 are balanced or even.
- 29- Treat on 10-29 to reduce

- 30- Treat on 59-77 & 5-91; or with M Substance
30.5- Treat on Thymus
31- Treat 31- in location; 24-66
32- Treat with High C
33- Treat with Colmetanese
34- Treat on Liver or with Vitamin D or Aurio-
36- Treat on Prostate mycin.
37- Treat with Sodium Thiosulphate
38- Treat on Liver or High C or with C. D.
39- Treat on Kidney; or with Vioform
40- Treat on 40-91
41- Treat on Lungs or with Sodium Thiosulphate
42- Treat on 3-9 or with M Substance (Tm3)
or Proginon; 45-29
45- Treat on Spleen; 14.5-9; 11.5-6
46- Treat on 3.5-12.5; 2.5-4.5; 11-7
47- Treat with B Paya; 47-13
48- Treat on 3-82; with Sodium Thiosulphate
49- Goes up when treated. Treat with CAUTION
49.5- Treat on 4.5-28.5; 49.5-2.5 (increases)
51- Treat with M Substance (Tm3)
52- Treat on Duodenum or on 14-52
53- Treat on Adrenals
54- DO NOT TREAT
56- Treat with M Substance (Tm3)
57- Treat with Colmetanese
58- Treat on 59-77 & 5-91; or with M Substance
(Tm3); 18-61; 61- in location
60- Treat with Auromycin
62- Treat on Liver or with Oxbile
65- Treat on Liver
68- Treat with Vit. D or on 68-41; 3-39; 33-39
69- Treat on Adrenals
75- Treat on 95-66
76- Balance Acid/Alkaline relationship or
treat with Vitamin C
77- Treat on 77- in location. DO NOT OVERTREAT
80- Treat on 3-80
81- Treat on Thymus or Prostate
82- Treat on Thyroid
84- Treat with Colmetanese

- 85- Treat on 2-85
- 86- Treat on Spleen
- 87- Treat with M Substance (Tm3); 6-81 plus
3 or 4 Iodine Rations (rate may be 6-8)
- 88- Treat 88- in location
- 92- Treat on Prostate
- 93- Treat on Prostate; with Vitamin A
- 96 Treat on 96- in location
- 98- Do not treat on this rate until after
all infection have been treated out.
See T-Building Rates.

© Dr. T. Galen Hieronymus

E-29

© T. Galen Hieronymus 1976

TO
TREAT on ORGAN
for Conditions listed in either column

ADRENALS (3-9)

Anemia	Shock
Catarrh	To raise Vitality if
Edema	3-9 is lower than 9-49
Exhaustion	Toxicity (53-)
Heart Exhaustion	Tuberculosis
Mononucleosis	2-, 4-, 42-
Multiple Sclerosis	69-
Poisons	84- (chest)

APPENDIX (3-8)

Intestinal gas	Typhoid
Malaria	All 4-s
Thyroid imbalances	2-, 42-, 84- (chest)

COLON WALL (8-72)

Colon Vitality	"Reducing"
Constipation	2-100

DUODENUM (16-25)

Insect stings	May be related to: 40-42
Leukemia	& Tetanus
Migraines	Poisons, especially:
To reduce acidity in	Arsenic
burns	DDT
8.5-	Lindane
	Parathion

GALL BLADDER (13-64)

Lindane	Various Colds
Constipation	

HEART (2-76)

For any true lung condition, as it stimulates blood flow to the lungs.

Heart Exhaustion with chills & inability to breathe.

Metallic Poisons

Shock

© Dr. T. Galen Hieronymus

LUNGS (92-83)

Poisons, in general, & specifically:

Arsenic

Metallics, particularly Nickel

Nicotine

Tobacco

41-

LYMPHATICS (44-41)

Will help various things depending on the individual. Experiment cautiously.

OVARIES (3-54)

Fatigue & exhaustion

To raise Vitality, note:

If Ovaries & Pineal are both low, it is okay to treat 3-54 for Vitality.

If Ovaries & Thymus are low, but Pineal is High, DO NOT TREAT 3-54, as this causes Cancer.

OVARIES (54-3) (Transpose--see Tm5)

Treat 10 minutes for 30.5-, 30-50, & 36-.

Treat 5 minutes maximum for Cancer & Parathion.

(see also T-Parathion)

PANCREAS (9-70)

Allergies

Edema

Inflammation

Migraine

39-89

Poison Ivy

To prevent and

cure Cancer

Skin conditions

Sunburn

PANCREAS, Insulin-free part (43-53)

Diverticulitis

Insect stings

Metallic poisons

15-30 mins. to bring

down 6.5-72

To reduce acidity in burn

Skin

Runny sinuses, headache,

17-

Sholder pain, pleura.

PANCREAS, Sugar-free part (6-4)

For Protein Consumption

(PANCREAS continued)

PANCREAS (6-4 & 43-53 used for these:)

Edema	Skin conditions
Migraine	Treat 30 mins. maximum for any of the three.

PROSTATE (5-91)

Allergy	Kidney stones
Arteries, hardening of	Leukemia
Arthritis	Multiple Sclerosis
Calcium, to absorb	Nervous tension
Carcinoma	Sarcoma
Cysts	Stopped up Nose
Depression (60-29)	Tantrums
Egg Flu	Ulcers, Gastric & in Stomach & mouth
Fibrosis	Uremic Poisoning
Flu (36-)	5-, 14.5-, 30.5-, 36-, 93-
Gall stones	
Hernia	

SPLEEN (4-95)

Builds up resistance	Urinary Bladder
Edema	Infection (13-13)
Fungus (45-)	for 1 hr. to increase White Blood Cells
Skin conditions	to bring down 98-13, also other things.
Trench mouth (86-)	
See also STB-SPLEEN	

THYMUS (59-77)

Acidosis (5-)	Infections
Allergy spasms	Cures known Leukemia
Aplastic Anemia	Muscular 22- & 77-
Arsenic	Muscle weakness (31-2)
for all Chronic cases	Phlegm
for all Cancer rates	to increase Platelets
Diphtheria (5-)	Sarcoma
Fibrosis	Sore Throat
General principles	Tumors
(i.e. for any thing)	13-, 30-, 42-, 53-, 57-, & 81-
Hernia	
See also Tm8; STB-Thymus & STB-Hemorrhage	

THYROID (6-81)

Algae (82-), basic
 Cancer cause
 Arthritis (13-31)
 Clotting (see T-)
 Fatigue
 Sneezes,

*Hernia
 "Reducing"
 Styes
 82- in burns
 82- (in general)
 Shoulder pain, pleura.

This last is not an Organ of the body. However,
 the rate was used for a number of conditions
 and it was felt that inclusion here would be useful.

MENOPAUSE (10-81)

for Endocrine imbalances
 to lower Infections
 look for & treat in
 Nervous conditions

associated with 57-s ?
 for 2.5-35
 for 2.5-90

SPECIFIC SUBSTANCES

SS

Used to treat Conditions listed in either column

Vitamin A

lowers Egg Flu rates

Abbott's Surbex X-X

Black mold

Yellow Jaundice,
infectious

High Blood Pressure
caused by infected
Kidneys

Air plant (Tm9)

Use with 1.5-9

It was used a lot but information as to specific
uses is no longer available.

Auromycin * ++

Edema

Polio

Pyorrhoea ?

Strep

Varicose Veins

3.5-, 14-, 24.5-, 48-
With 14.5-50

Bile Salts (Tm6)

Cholesterol (23-)

Colon Conditions

Gall stones

Gas in digestive tract
any of the basic B. Coli
transmutations (4-)

Binio

Leukemia

35-s

B Paya (see Tm8)

Food Poisoning

Gastric Ulcers

Vitamin C or High C

Colds

Flu

Polio

3-s

CIC (Colloidal Iron & Copper)

For Heavy Metal poisoning, treat in 4 min. doses

Chloromycetin	
Black mold	Fungi
Chest condition	Infections
(2-,4-,42-,84-)	18-, 32-, 84-, 87-
Colds	29-39
Colmetanese ++	
Colds	Undulent
Fever	55-51
Heart	4- with 84-
Laryngitis	10-, 57-, 83-
Vitamin D	
Earache	Undulent
Polio	Varicose Veins
Staph	3-,3.5-,8-,23-,43-,68-
Equanil	
Reduces 46-46 and 53-91	
Garlic, clove of	
19.5-	Worms, in cat
Iodine Rations	
Lung Cancer	Sniffles
Luty's #29	
Cramps & Colic	Polio (2-, 3-,
Flu	14-)
M Substance * (Tm3)	
Cramps & Colic	Tuberculosis
Kidneys	20.5-, 30-, 42-, 51-
Sarcoma	56-, and 87-
Oxbile (Tm6)	
B. Coli	4-, 62-
Malaria	3-73
Proginon	
Exhaustion, tiredness	7-, 13-, 30-, 42-,
Tuberculosis	58-, 81-, & 82-

MISCELLANEOUS TREATMENT NOTES

1. Gatoraid, when used in treatment, seemed quite effective in reducing infection. However, when drunk, it produced bad side effects in the drinker. See Alphabetical Listing for Gatoraid rates.

2. Green Allergy Capsule
Worked well on Headache with rates: 2.75- 3
(see also T-Headache) 2.75-13
 2.75-81
Also worked well on person with these: 2.75-41
 46-41
 58-41

3. M Substance, often used in treatment, is made by taking a fertile egg yolk. Carefully separate to remove all white, and place yolk on several thicknesses of paper towel. Bake and dry out this yolk in low heat oven with door open. This yields three units.

4. Uric acid (4-8) helps pores, eyes, general congestion, and softens skin.

5. Example of Reversing: (Transpose)
33-39 becomes high at onset of invasion and runs into Cancer pattern: 98-13, 9.5-27
30-50, 3-23 rise.
Reverse polarity by using 39-33 for a maximum of one minute, usually $\frac{1}{2}$ minute at a time, if the reversed rate is lower than the identification rate 33-39. Reverse any of the rates that are running high.
The Ovary rate is also used in reversal. For the specific conditions, see TO-Ovaries.

6. Bile salts are an effective treatment for any colon condition or for any of the transmutations of the basic B. Coli (4-) as no self-respecting bug or worm will stay where there is enough bile. If the colon condition clears up, the constriction will leave and a general clearing of the condition will result. (see Specific Substances list for the specific conditions which respond to Bile Salts & Oxbile.)
7. Treat -6, -21, -96 first; other conditions will often disappear.
8. Kidneys--Headaches
Thymus---Stomach aches
B Paya---For both to finish up on.
9. A reagent using the Air plant is made as follows:
Before blooming, trim a six inch piece of stalk, strip leaves and slice thin like cucumber.
(See Specific Substances for uses)

SPECIAL TREATMENT BULLETINS

ASTHMA

Asthma is a result rather than a cause. The general rate for Asthma (2-29) and that of Neurasthenia (3-23) will always be found; however, both of these rates may also be found in most nervous conditions and should not be considered as an indication of Asthma.

Almost any of the listed infections may be found in the lungs during an attack of Asthma, but the one most often found is the No. 2 virus found in Virus Pneumonia. Check for it in the larynx (2-16), thorax (2-53), lower lungs (2-74), bronchiaia (2-83), upper lungs (2-93), and in the Thymus (2-77).

Look also in these same locations for the No. 3 virus (e.g., 3-16, 3-53, etc.), the No. 4 Bacillus' (e.g., 4-16, 4-53, etc.), and No. 84-(e.g., 84-16, 84-53, etc.).

In stubborn cases of Asthma, the highest intensity of the infections may be found in the Thymus, e.g., 2-77, 4-77, 60-77, 34-77, 51-77, 53-77, and 57-77.

Check these same infections in the heart, location rate -70.

Check also for these infections in the cecum, location rate -60, and in the colon, location rate -90.

See also T-Asthma

BOVINE VIRUS

Bovine, or Milk, Virus is a condition that was particularly prevalent in 1948. In the less acute cases it produces a digestive disturbance. It can lie dormant for long periods and, when conditions are right, it can flare up into acute cases producing gastric ulcer, diarrhea, symptoms of food poisoning, etc.

It attacks newborn babies and grandparents alike. We are of the opinion that it originates in milk and some milk products. We have found it in canned milk, even in the canned milk formula prepared especially for young babies. To find it, set the left hand dial at 56- and the right hand dial at first one location then another.

In chronic cases, it may be found in the stomach and colon, e.g.: 56-32, 56-84, 56-60, 56-82, 56-90.

In acute cases, it may be found in: 56-29 (liver), 56-23 (kidneys), 56-17 (lymphatics), 56-44 (lymph nodes), 56-95 (spleen), etc.

It responds well to treatment on these same rates, but it should be treated until all evidence of it is gone, otherwise it may flare up again.

To treat cans of baby formula, plug in the collector and place the cans on the collector, set the dials at 56-56 and treat 5 to 10 minutes, or until no reaction is obtained when the cans alone are checked for the rate 56-56.

See also T-Bovine Virus

BURNS

Burns generally are the most painful of the minor injuries and have often been fatal. If the victim can be treated properly and soon enough, the duration of the pain and the length of time for healing can be reduced. If the patient is fortunate enough to get immediate treatment, it is often possible to avoid all blisters even in quite severe cases. A bad case of sunburn can often have all the sting removed and blisters avoided if treated soon enough.

Two and sometimes three tissues are generally involved: the epiderma (-85), the nerve endings (-91), and the subcutaneous tissues (-42).

In these locations you should look for 71- (burn rate), 55- (inflammation), and 40- (congestion).

Treat with the dials set at 71-85, 71-91, 71-42, 55-85, 55-91, 55-42, 40-85, 40-91, 40-42.

It has been found that people whose Pancreas (-9-70) is high and functioning well will not sunburn easily, but will tan instead. Please check this and see if your findings verify this observation.

See also STB-Excess HCl, and Diagnostic Notes for Burns, Chemical Make-up Changes, and Nervous Conditions.

COMMON COLD AND FLU

There are dozens of different causes of colds and flu, each requiring a different treatment; hence the abundance of different means and methods of treatment on the market, and their rather erratic effectiveness. Each different cause of flu or cold produces different symptoms: some a watery discharge, others a heavy mucous, or swelling of the mucous membrane, or a dry burning sensation; some are accompanied by fever and others by aching muscles.

The outstanding characteristic common to all is inflammation of the mucous membranes, found at 55-51.

To determine the cause in all such cases, it is almost necessary to employ the single dial method of analysis in which the infection or condition will be found on the left hand dial and the location on the right hand dial.

The more common causes and accompanying symptoms are:

- 3- Heavy mucous
- 5- Jelly-like mucous and swelling
- 32- Watery discharge
- 34- Pain
- 38- Flu
- 46- Nausea, vertigo and swelling
- 48- Swelling
- 64- Watery discharge
- 68- Aching muscles and congestion
- 76- Watery discharge

The locations more commonly involved are:

- 3 Frontal Sinuses
- 9 Turbinates
- 17 Lymphatics
- 19 Conjunctiva
- 31 Connective tissue
- 33 Maxillary sinuses
- 36 Postnasal area

Common Cold & Flu (cont'd)

- 37 Throat
- 41 Muscle
- 44 Lymph Nodes
- 48 Posterior to Turbinates
- 51 Mucous membranes
- 59 Salivary glands
- 68 Inner ear
- 69 Eustachian tubes

A condition which was epidemic in Kansas City was found at 46-. A typical case showed symptoms as follows: sore throat, vertigo, ringing in the ears, vomiting, fever, and irritation of the eyes. These rates were found and treated: 46-37, 46-51, 46-32, 46-68, 46-19, 46-9, 46-23, and 46-95. In some cases, more than one condition may be found in the same locations.

See also D-Nose, D-Sinus & cold, and Treatment Notes under the various symptoms as well as Colds, Flu, & EEE.

CONSTIPATION

From data and comments given by various doctors the following brief suggestions can be made.

Excellent results have been obtained on simpler cases of constipation by treating on 9-70 (Pancreas), 13-64 (Gall Bladder), and 8-72 (Colon Wall). The length and frequency of treatment must be determined by the doctor in each individual case; however, a five-minute treatment on each of these rates seems to be producing desirable results. (With older types of instruments the treatment time may have to be increased.)

As a supplement, you might have your patients drink one or two glasses of warm water each morning upon arising. For best results use an exact pint of water as hot as can be taken, to which has been added an exact measuring teaspoon full of salt. There are, of course, more serious cases of constipation which will require a careful study before attempting treatment. Such cases should be completely analyzed on the instrument and a careful diagnosis made.

See also T-Constipation

EXCESS HCL

Hydrogen Chloride, or HCl, is normal to certain parts of the body but, like B. Coli and some other things, when in excess or when it gets into the wrong places, it may cause much trouble.

A normal amount in the stomach (7-32) is necessary to digest proteins, but an excess amount seems to be a contributory cause of stomach ulcers (92-32) or duodenal ulcers (92-52).

Where an excessive amount of HCl (72-) is found in any of the tissues of the body, such tissues are apparently burned as indicated by finding the burn rate (71-) and seems to produce an ideal media for bacteria to develop.

In a recent case, it seemed to be impossible to permanently eliminate infections from the liver, pancreas, and colon until the HCl and burn rates were eliminated from those locations.

HCl and attendant burns have been found in many parts of the body, and wherever infection seems to persist, look for the HCl (72-) and burn (71-) rates and eliminate them by treating on them wherever found. No tissues or parts of the body seem to be immune.

In all of the cases so far analyzed, where the HCl and burns were found, there was a definite hypertonicity of the adrenals (22-46) and it was necessary to correct this by treating 22-46 to prevent a recurrence of the HCl and its attendant burns.

See also D-HCl, D-Burns, and D-Nervous Conditions

EYES

Eyeball = -18

Conjunctiva = -19

Eyelid = -79

Cornea = -33.5

Rod portion of Retina = -11.5 (7- in this area
(or may be lense) caused a spot.)

Optic Chiasma = -22.5

Case: Looking at a surface several feet away, there was a blurred spot about 3/4 inches in diameter directly in the center of the area looked at while the area around was much more distinct. Found 7-, 42-, and 89- in the -11.5 area. Treated 30 minutes on 7-11.5, 42-11.5, 89-11.5, and the blurred spot disappeared.

Case: An ulcer of the Cornea was visible. Eye specialists recommended surgery. Found 34-, 8-, and 55- in the -33.5 area. Treated 34-33.5, 8-33.5, and 55-33.5. Got relief after third day of treatment. Complete recovery.

Case: Cataract. Found 42-, 7-, and 13-. Responded.

Case: Itching and burning. Found 24.5- in -19. Responded.

Case: Watery eyes. Found 38- in -19. Responded.

Case: Styes. Found 34-, 8-, and 55- in -79. Responded.

See also D-Burning & itching, D-Eyes, T-Eyes, D-Styes, and T-Styes

FEVER

In the past, one of the most difficult tasks which confronted the doctor was to determine the cause of fever. This task is not nearly so difficult with use of our instrument, as our doctors tell us that in many cases involving fever, the basic infection may be found in the spleen.

The procedure is to set the right hand tuning dial on your analyzer at -95 (spleen), then set the left hand tuning dial for first one, then another of various infections, testing each until one or more infections are found that give fairly high readings as measured on the intensity dial. The single dial settings for some of these infections are: 2- Virus Pneumonia; 4- Malaria; 10- Undulant Fever; 14- Meningococcus; 38- Flu; 42- Tuberculosis; 48- DDT (Virus X); 68- Flu or Grippe. As an example, Virus X in the spleen may be found by setting the tuning dials at 48-95. Undulant Fever in the spleen would be at 10-95.

After you have looked for all of the usual infections and do not find any which show high readings of intensity, then try the following:

1. Set the right hand tuning dial at 95.
2. Set the intensity dial at some value above the vitality reading.
3. While trying for a reaction on the plate, slowly rotate the left hand tuning dial from "0" up until a reaction is noted.
4. Leave the dial at the point where the reaction was noted and measure the intensity.
5. Reset the intensity dial as in #2.
6. Continue around the left hand dial until all points have been measured where a reaction is found.
7. Each of these points on the left hand dial, except for a few, will represent an infection of some kind, and since they are fairly high in intensity you should look for them in other parts of the body.

See also T-Fever

FIBROSIS

No organ of the body can be expected to function properly if fibrous tissue is present to inhibit its action. The general rate for fibrosis is 51-81. However, use of this rate does not disclose the exact location, and the amount or intensity found is of no real value until the exact location of the fibrosis has been determined.

Set the left hand dial at 81 and determine the exact location by setting the right hand dial at various positions until the fibrosis is definitely located.

In a recent case, x-ray and a barium enema showed constriction of the descending colon and ballooning of the ascending colon. Tests with our instrument showed fibrosis of the splenic flexure (81-80), the descending colon (81-90), and the ileocaecal valve (81-8). Fibrosis was also found in the bile duct (81-23.5). The x-ray also showed the gall bladder to be somewhat enlarged and ptosed and our tests showed the gall bladder too low in function (13-64) and anemic (50-35). Obviously, these conditions would produce a toxicity of the entire body.

In another case where the patient had been treated extensively for anemia, the Electro Biometer disclosed that the blood picture was not deficient but that there was fibrosis of the stomach (81-32), descending colon (81-90), cecum (81-60), and hepatic Flexure(81-78). An exploratory operation was performed. The blood count made in the laboratory just before the operation showed the hemoglobin to be above normal probably on account of the excessive treatment for an anemia that did not exist. The operation revealed rope-like fibrosis encircling and distorting the normal shape and position of the above mentioned organs.

We are of the opinion that more attention should be given to such basic conditions as this as well as to the treatment of the diseases found.

(continued on p. 193)

Treatment on the same rates listed above should dissolve fibrous tissues. Since plenty of time was taken in their growth, plenty of time should be allowed by the patient for their entire elimination, to do the job permanently.

See also T-Fibrosis and D-Growths

Hay Fever, Rose Fever, and similar terms have been used to describe what the layman thinks of as separate or different kinds of disease, but which are in reality just the specific aggravating medium which seems to produce the same symptoms, i.e., a running sinus and weeping eyes.

The basic cause comes in at 85- on the left hand dial. It is the Poison Ivy rate (2-85) which might better be termed allergy rate so as to be all-inclusive, since the skin eruption known as Poison Ivy is only one form of manifestation. In Hay Fever the symptoms indicate the involvement of the sinus and eyes. Look for it in the following places: 85-51 (mucous membrane), 85-31 (connective tissue), 85-33 (sinus), 85-3 (frontal sinus), 85-9 (turbinates), 85-64.5 (cribriform area), 85-19 (conjunctiva), 85-79 (eyelids), 85-64 (lacrimal ducts), 85-68 (eustachian tubes), 85-39 (parotid gland), 85-59 (salivary glands).

Oftentimes, secondary infections will accompany the 85- rate. This is especially true of the infection rates 32-, 64-, and 76- which produce a watery mucous. After checking for the 85- rate in the above list of locations, look for these three additional infections in the same locations; e.g., 85-51, 32-51, 64-51, 76-51 (the infections in the mucous membranes), etc.

Usually in conjunction with all allergies and skin conditions, the hepatic flexure of the colon will be involved. Look for the 85- infection in the hepatic flexure by checking 85-78.

See also T-Hay Fever and STB-Tissue Tonicity

HEART TROUBLE

One of the most common forms of heart trouble is the infected heart where there are no physical defects or abnormalities. In most of such cases the infection will be found in both the heart and the splenic flexure of the colon. We believe there is a direct reflex between the two locations.

The infections most often found, especially in cases of tachycardia or irregular heart, are B. Coli and Flu. They may be found by testing with the dials set for 62-70 (B. Coli in Heart), 62-80 (B. Coli in Splenic Flexure), or 38-70 (Flu in Heart) and 38-80 (Flu in the Splenic Flexure).

In extreme conditions where there is great weakness or collapse, as in an acute heart attack, you may find either or both of these two viruses: 53- and 57-. Test for them with the dials set at 53-70, 53-80, and 57-70, 57-80. In cases of this kind, be sure to look for these viruses also in the liver (53-29 & 57-29), in the kidneys (53-23 & 57-23), and in the spleen (53-95 & 57-95).

Treat on all the above rates that are found on the analysis until a re-check shows them to be eliminated. If a recovery is not evident, look for other infections in the same locations.

See also D-Heart, T-Heart, and STB-Tissue Tonicity

HEMORRHAGE

STB

29-31 Hemorrhage rate)	These produce the
59-77 Thymus)	coagulation
86- 4 Parathyroid)	factor in the body.

Wherever there is hemorrhage, strep will be found. It is necessary to treat the strep as well as the three coagulation factor rates above.

In menstrual hemorrhage and menopausal hemorrhage, there are three rates always found: 81-26 (possibly fibrosis of the cervix).

8-26 (ulceration of the cervix), and

34-26 (Staph in the cervix).

60-26 (Strep in the cervix) is also probably found.

In either of these two types or causes of hemorrhage, treat with Auromycin or the 60-26 rate until the 60-26 reading is eliminated. If the 60-26 rate does not respond, look for poisons such as arsenic (14-52), nickel (17.5-41), aluminum (16-77), and DDT (48- in the location involved). Treat with Sodium Thiosulphate or on the rate to eliminate the metals and Sodium Iodide or the rate for the DDT. Then check again for the strep.

After the strep and all poisons are eliminated, treat sparingly on the three coagulation factor rates. If the patient is not a chronic bleeder, don't treat too long on the coagulation rates.

Case of Nose Bleed: Find 60-9 (strep in the turbinates) and probably inflammation (55-9), and congestion (40-9). Treat 60-9, 55-9, 40-9, then treat generally with Auromycin, then on 29-31, 59-77, and 86-4.

Case of Pregnancy hemorrhage at three months: Found 60-26, 81-26, 34-26, 8-26, also 18-26 (probably Brucillus Abortus in the Cervix). Used Vioform for the 18-26 and 18- in all other locations, Auromycin for the 60- in all locations, followed with rate treatments for 81-26, 34-26, and 8-26.

See also T- and D-Hemorrhage, D-Thymus, and
STB-Thymus

LOWER BACK PAINS

Lower back pains are sometimes of long standing and generally the usual adjustment produces only temporary relief. We know of such cases that had been treated surgically by the removal of teeth, tonsils, etc., but the condition was not finally alleviated.

In addition to the pain centering in the region of the sacrum, it is often radiated into the groin and down the back of the legs.

The seat of the infection generally is found in the region of the pelvic floor and may be located by setting the right hand dial at -96, whether in the male or female. Often in the male, the condition will come in at 30- on the left hand dial. Try also 34-96, 55-96, or 8-96. In the female, the condition often will be found to be 60-96, 8-96, and sometimes 23-96.

Our doctors tell us that they have had excellent results by treating six or eight minutes on each of the above listed rates as found. In cases which do not show definite relief after a few treatments, look for other infections in the same location, -96, or for infections in the spinal cord.

See also T-Coccyx, T-Pain, T-Aches, back

MENTAL DISORDERS

In cases ranging from violent insanity down to mild nervous disorders, the cause may often be found in the pineal gland and pituitary body.

In the violent insanity cases, look for hypertonicity (22-) in the pineal (22-28) and in the pituitary (22-87). Also with this condition may be found 30-28 and 30-87; 7-28 and 7-87; 58-28 and 58-87; 13-28 and 13-87; 81-28 and 81-87.

In the melancholia and nervous exhaustion cases, look for hypotonicity (77-) in both locations (77-28 and 77-87). With this condition the 30-s are seldom found; however, look for the rest of the rates listed above. Where there has been a prolonged personality problem one or more of the above listed rates may be found.

One recent case heard "voices" and thought everyone was talking about him, even the radio announcers to whom he listened. All of the above listed rates were found and after a week of treatment, the man's entire personality changed from one shunned by children and his dog to the sunny disposition of former days. His memory was restored to normal, where it had for some time been completely unreliable.

In cases of nervousness or hysteria, the following rates are usually found: 22-28; 22-46; 2-29; 3-23; 53-91.

See also D-Nervous Conditions, STB-Tissue Tonicity

PHLEBITIS

Phlebitis is defined as an inflammation of a vein. It is more than that. It is generally a streptococcic infection and usually attacks both veins and arteries much as an acid may attack aluminum.

In early stages there will generally be a strep infection (60-) in the arteries (-71) and in the veins (-97). Later where there is pain involved look for staph (34-) in these same locations.

In the ulcerative stages look for 8- and 51- in both those locations.

Where the ulcers break through or show, these same four conditions (60-, 34-, 8-, & 51-) may be found in the subcutaneous tissue (-42) and in the skin (-85).

It is well to look for these same four conditions in the kidneys (-23) and liver (-29). Treating on all of these rates found should alleviate the conditions.

POLIO

If the case is diagnosed during the initial fever stage before any paralysis has occurred, it is possible (so our doctors tell us) to successfully treat the case and avoid any damage.

In the true cases of Polio, these seems always to be three different viruses present. They come in at 2-, 3- and 14-. They are always found in the nerves, spinal cord, meneges, muscles, and the muscular response area of the brain. These locations are -11, -27, -50.5, -41, and -46, respectively.

To diagnose the case, set the left hand dial at 2- and the right hand dial at -11 and check for No. 2 Virus in the nerves. Next, set the dials at 2-27 to check for its presence. Continue to check 2-50.5, 2-41, 2-46. Next set the left hand dial for 3- in the same locations, e.g., 3-11, 3-27, 3-50.5, 3-41, 3-46. Check for the last virus (14-) by checking 14-11, 14-27, 14-50.5, 14-41, 14-46.

To treat the case, treat on the same rates until a re-check shows that all of the three infections are gone from the five locations. When there is fever, all three viruses will be found in the spleen; e.g., 2-95, 3-95, & 14-95. If nauseated, look for them in the stomach (-32). These three infections may be found in many other places, but the elimination of the infections in the first mentioned five locations will avoid the destruction of muscles and nerves. In more advanced cases it may require repeated treatments over several hours. You can only be sure by re-checking and treating until the fever breaks and the three viruses are eliminated. If paralysis has already started, the case will be slower in responding to treatment; however, paralysis can be arrested and further destruction avoided. The muscles and nerves can be stimulated by treating for not to exceed two minutes on 1-11 and 1-41 respectively. Longer than two minutes treatment on these two rates may result in nervousness.

See also T-Polio and D-Polio

THE SPLEEN

Too often disease such as a bacteria, virus, or poison, is considered to be, and is accordingly treated, as a cause, when in reality it is only a last outward effect and the real cause behind it is overlooked or not given any attention.

For example, we commonly hear the expression, "A skin puncture became infected", implying that everything was perfect until the skin puncture allowed the infection to enter. The doctor treats the infected scratch with a surface medication or gives penicillin or sulphur and if the wound shows evidence of healing up, he calls it cured and stops there. Another person may frequently have similar skin punctures without them ever becoming infected. Other people are chronically effected by boils, teeth infections, tonsillitis, etc. Why? What is back of the obvious result?

We believe that the functional activity of the spleen is back of many of these tendencies, causing the patient to be either the chronic victim of infections or to be immune to them. We believe that the improper functional activity of the spleen is in itself often a result of disorder within it.

In such cases of improperly functioning spleens, we have found one or more of the following conditions in the spleen (-95): Carcinoma (30-); Sarcoma (58-); Fibrosis (81-); Scar tissue (13-); Calcification (7-); Staphylococcus (34-); and Ulceration (8-).

Permanent results in relieving the patient of recurring general infections will seldom be obtained and often a specific case of infection will fail to respond to treatment until these basic conditions in the spleen have been eliminated.

See also TO list for other conditions aided by treatment of Spleen.

STRAINED MUSCLES

Especially in the first mild days of spring, strained muscles can be a problem. Ambitions may extend well beyond physical abilities and thus a day of gardening, or baseball, will leave a person sore from head to toe, or with a feeling of toothache in the muscles, and miserable.

Analysis on the Biometer will show inflammation (55-) and congestion (40-) in the muscles (-41) and connective tissue (-31). Treat on 55-41, 55-31, and 40-31 for five to ten minutes and then repeat the list until the soreness is relieved.

In one case, a woman who was used to wearing fairly high heels, went to the seashore and walked about two miles barefoot in the sand. Result: strained muscles and tendons in the legs and soreness. Treatment as above described gave complete relief in a short time.

Refer to STB-Burns as your patient may have been over-exposed to the sun and you may have to treat for sunburn in addition to the sore muscles.

See also T-Muscles, strained

THE THYMUS

Too little is actually known about the thymus in its relation to disease. We do know, however, that it directly influences the platelet count of the blood, and we are of the opinion that it has other secretory activity that is directly associated with the healing of wounds and the elimination of disease.

The theory as stated in standard medical texts that the thymus influences the development of the sex organs and atrophies after adolescence is not entirely true. In all young people who seem to be fairly free from disease and whose cuts and scratches heal without festering or becoming otherwise infected, the thymus will be found to be healthy and itself free from disease. In those cases of children who are subject to frequent colds, festering scratches, and other infections, the thymus is often found to be diseased.

In older people who act and feel much younger than their years, the thymus will be found to be active and free from disease. Conversely, those people whose thymus is sluggish or diseased, will seem to be older than their actual years.

Some of the conditions that should be looked for are 5-77 (diphtheritic or swelling in the thymus); 30-77 (carcinoma of the thymus); 34-77 (staph in the thymus); 58-77 (sarcoma in the thymus); 81-77 (fibrosis in the thymus). These conditions should be eliminated by treating on these same rates if found and then the thymus should be stimulated by treatment on the thymus rate (59-77). Treatment on 59-77 will raise the platelet count of the blood as may be shown by standard laboratory blood analysis.

See also D-, T-, & STB-Hemorrhage; D-Thymus; and TO list for other conditions aided by treating on the Thymus.

TISSUE TONICITY

One of the most important approaches to a correct diagnosis is an exact determination of the activity of the glandular system and other parts of the body. It should first be determined for each part whether there is a hypertonicity or hypotonicity.

Hypertonicity is found at 22- and the location under observation is set up on the right hand dial, 22-51 is the combined dial setting to determine the hypertonicity of the mucous membranes and the degree can be measured on the intensity dial.

Hypotonicity is found at 77- and may likewise be combined with locations set on the right hand dial.

A correctly functioning gland or tissue will show neither hyper- nor hypotonicity. The value shown on the intensity dial will give an indication of the extent to which the tissue function has shifted away from normal.

In hay fever and allergy, a hypertonicity of the mucous membranes (22-51) and the skin (22-85) will usually be found. In most heart conditions, among other things, hypertonicity of the adrenals (22-46) will usually be found.

In cases of exhaustion, a hypotonicity of the nerves (77-11) and muscles (77-41) will usually be found. In most cases of colon disturbance, there will be a hypotonicity of the entire colon, some of the locations being the cecum (77-60), the hepatic flexure (77-78), the splenic flexure (77-80), the intestines (77-82), the colon (77-90), and the duodenum (77-94).

In a case of epilepsy of long standing, excellent results were obtained when the hypotonicity of many of the vital organs was found and treated. Usually a few minutes treatment of the hypo- or hypertonicity found is sufficient to reduce the intensity values. Repeated treatments may be necessary before normal function of the tissue is produced. Be careful not to overtreat, as the opposite condition will be produced.

See also any of the conditions mentioned above.

VIRUS X--DDT

These notes were prepared at a time when the newspapers carried almost daily announcements of an epidemic the cause of which was unknown, hence the name Virus X. They were able to get some data on typical cases and work out rates. A later note indicates that there is a relationship between this Virus X and DDT poisoning. Both are 48-.

These rates have been tried out on many cases by quite a few doctors with excellent results. The symptoms seem to fall into three basic classification. those involving the stomach and digestive tract; those involving the respiratory system and nerves; and those involving the lymph and allied glands.

Where there is nausea or abdominal pains or liver and gall bladder disturbance, look for any or all of the following rates: 48-32 (in the stomach); 48-35 (in gall bladder); 48-29 (in liver); 48-8 (in colon); 48-90 (in colon); 48-82 (in intestines); 48-94 (in duodenum).

Where there is sore throat, dizziness and shortness of breath or tension, look for: 48-37 (throat), 48-53 (upper lungs), 48-83 (lungs), 48-93 (lungs), 48-74 (lower lungs), 48-50.5 (meninges), 48-11 (nerves), 48-27 (spinal cord), and 48-91 (skin).

Where there is swelling in the lymph glands, usually accompanied by fever or chills, look for: 48-44 (lymph nodes), 48-17 (lymphatics), 48-92 (thyroid), 48-98 (thyroid), 48-95 (spleen), 48-39 (parotid), 48-59 (salivary glands).

Sometimes in severe cases the symptoms of two or all of the above groups may be found. Sometimes this Virus X may be accompanied by one or more other infections, most common of which is milk or Bovine Virus, 56-. To check for the latter, substitute 56- for 48- in all of the above locations, e.g., 56-29 for milk virus in the liver.

See also D- and T- for DDT and Poison

WEIGHT CONTROL

There is what we believe to be a part of the liver which, when properly stimulated, seems to have a decided effect on the weight reduction of an overweight person. It comes at 12.5-31.5 on the Electro Biometer. In thin people it normally will show an intensity reading higher than the normal vitality rate (9-49). In fat or overweight people it will show an intensity value lower than the normal vitality.

Procedure: Treat for three to five minutes daily with the dials set at 12.5-31.5. (NOTE: The left hand dial must be set half-way between 12 and 13; the right hand dial must be half-way between 31 and 32.)

One patient lost seven pounds during the Christmas holiday season in spite of Christmas dinner and several days of overindulgence of sweets, etc. There were no ill effects of any kind from the treatment; the patient felt fine, the flesh stayed firm and there were no other unusual discomforts such as flabbiness, tiredness, excessive desire for food, etc. There was no effort made to diet or in any way control or reduce the food intake. There was no noticeable effect on the stomach or digestive system. The excessive fat just seemed to slowly melt away. (This case history was prepared in January '48; no further data is available as to later success or problems encountered in this case.)

See also D- & T-Weight

LAB TECHNIQUES FOR WORKING
WITH CANCER CELLS

True Cancer Rate 7.5-9

Accompanying Virus 3.5-37

Rates for developed cancer

58-

30-

50-

81-

7-

3-

34- Staph, accompanies cancer

8- ulceration, accompanies some cancers

60- strep, accompanies cancer

7-13

Asbestos 38.5-7.5

Check for excess HCL, and burns, acid or radiation, or X-Ray.

Check Pancreas, treat on basic rate to stimulate enzymes production.

Treat Thyroid for 82-.

Treat Thymus.

Cancer reducing rates

33-39

8-6

3.5-37

for 30-50, treat 3-54, and reverse rate.

WEIGHT CONTROL

There is what we believe to be a part of the liver which, when properly stimulated, seems to have a decided effect on the weight reduction of an overweight person. It comes at 12.5-31.5 on the Electro Biometer. In thin people it normally will show an intensity reading higher than the normal vitality rate (9-49). In fat or overweight people it will show an intensity value lower than the normal vitality.

Procedure: Treat three to five minutes daily with the dials set at 12.5-31.5. (NOTE: The left hand dial must be set half-way between 12 and 13; and the right hand dial must be halfway between 31 and 32.)

Weight	Control: 12.5-31.5; possibly 62-84 For--; 2.5-20.5; 46-87; 23-8 (increases) Loss: 5.5-98.5; try 4-6; 11-21; 3-54 until = or higher than 9.49, then 4.75-3.25 (C) To reduce: 73-71; 3-6; 4.75-3.25 (1 hr. or so) or 12.5-31.5 (5 mins.) (C)
See also	STB-Weight control

Weight: Chlorophyll (23-25) is high in thin people. When thin, 61-31 is low. When fat, 31-61 is low.

In overweight women check ovaries (3-54). Should be same as, or greater than, vitality. Then do 4.75-3.25.

Vitality (D) To raise: 20-90; 6-61; 52-51
Treat 3-9 for 15 to 30 mins.,
if lower than 9-49.

ADRENALS 3-9. Located adjacent to kidneys. Have to do with emotions, tone, strength; are involved in selection of calcium, builds red fiber, bone, nerves.

ADRENAL CORTEX 33-39

External secretions of Cortin. Assists renal function, and excess of sodium. Assists carbohydrate metabolism, assists sexual development, opposes thyroxin. Stores Vit. 'C', assists location, controls hot flashes in menopause.

ADRENAL MEDULLA 28-23.

Internal secretion of Adrenalin. Increases heart beat, and blood pressure. Contracts uterus and mucous membranes, stimulates kidney function, dilates pupils, decreases coagulation time, contract liver,

Hypo-adrenal Medulla causes lack of tone, weakness (as in influenza), causes weak, rapid pulse, low blood pressure, look for TB, anemia, chronic rheumatism, sinus trouble, pelvic infections, intestinal toxemiz, malignancie.

Reduces	68-	3-39
Flu Aftermath	3-	38
Menier's disease	3.2-	2.5
Edema	3.5-	42
Reduce	8-	4-18
Earache	4-	68
Congestion?	4-	81
Reduces	8-	4.25-4.25
Edema	6-	17
Lowers	8-	6-61
Treatment for High blood pressure	6-63	(Kidney Tubercles)
Insomnia	6-	72
Edema	6.5-	17
Virus in eyes	7-	
Calcification	7-	
Uremic Poison	7-	63
Hardening of Arteries	7-	71
Hardening of Veins	7-	97
Detoxify	7.5-	3.5
Congestion	7.5-	12.5
Edema	8-	30
Edema	8.5-	11.5
Edema	12-	81
Edema	12.5-	45 15-32

NEGATIVE ENERGIES

I. These rates usually respond to treatment very rapidly. They tend to be psychic type "negative" thinking sent by those around us. The stronger the emotion (al) charge attached, the longer the treatment (on rate) will be. Usually people do not hold a permanent "grudge" but just think us an unkind thought in response to a singular incident in an interpersonal relationship.

The D.F. rates can literally "chain" ones life force energy. The rate for W.L. (white light) is 12-22. The ratio of white light to Dark forces should be 10:1

DF Rates:

11-21

11.5-25 T on rate if value is above

16-1 50 on instrument.

30-16

25.5-.5

II. Negative Energy Frequencies. These are usually the result of long term D.F. energies. May be the result of extreme emotions, "spells" other directed negativity. The rates may also (at times) be from discarnate entities and this should be taken into consideration in cases of alcoholism, drug habit (prescribed or recreational) recent emotional stresses, traumatic injury including accidents, operations, etc. Note: It has been shown that when all rates are present death may result.

21-11

46.5-X T on rates - may take up to 1

10.25-34.5 hour. Always recheck.

25-21.5

11.5-46.5, 25.5-

III. Emotional forces - these are complex wave lengths that as much as anything have to do with the state of mind and body of the individual. They encompass the "armouring" (Dr. Wilhelm Reich) of the individual across (or through) the 7 major chackra centers. T on rate(s) as listed from periods of

5 min. to 4 hours. Monitor closely.

1. Negative entity -36.5-36.5
21-5.5
39-
 2. Germ broadcast to subject 17.25-35.25
15.25-21.25
 3. Reception control lines 5.25-11.25
13-18
(*NOTE- sender rate often necessary)
 4. Adverse Energies 18.25-36.25
25.25-28.25
Death wish 8-91
 5. Renewing Miasms 20-21 35.25-15.5
 6. Causes Arthritis 18.25-23 13.25-27
 7. Causes Cancer 90.25-90 or 25-58.75
15.5-28.25 80.5-48.25
 8. Induces Aging .25-18.75 31.75-28.25
 9. Causes Psychosis 13-23 29-33.25
 10. Causes Insomnia 13-48 29.5-28.5
 11. Affects Assimilation 78.25-28 28.25-13
 12. Causes Lymph malfunction 28.25-73.25
3-95.25
 13. Causes Phusical malfunction 28.25-38.25 or
16-17.75 10.25-98.25
 14. Siphons ones white Light 30.25-18 18.25-98.25
 15. Drains ones Prana 30.25-13.25 16-28.25
 16. Splits auric levels 28.25-48.25 58.25-33.75
(*NOTE-important with LSD and other "mind
expanding" drugs.)
 17. Causes Blood Clots 9.75-6.25 2.75-12.75
 18. Adverse Planetary Rays 8.75-14.25 4.75-74
 19. Mental Interferences 2.25-21 10.75-63.25
 20. Adverse Emotional 11.25-41.75 60.75-48.75
 21. Causes Physical malfunction 26.43.5
72.75-27.25
 22. Negative Energies 26-63.25 18.25-47
 23. Causes Psychosis
a. Psychosis rates 2.75- 3.75- 4.75-
21- 21-92
 24. Energy Leakage 28-38.5 17.25-27.75
- V. Emotion rates-T on rate to decrease.
1. Despair 63-52.5
 2. Emotional shock 40-54
 3. Anger 80-74 or 32-53
 4. Anxious 21.75-31.25

5. Conscious mind 80-74
6. Criticalness 80-21
7. Deception 3-68
8. Depression 60-29
9. Depression 48-51
10. Depression 53.85
11. Apathy 38.25-49.25
12. Disappointment 80-43
13. Disbelief in Doctor 39-59
14. Dissent 80-74
15. Doubt 80-43
16. Embarrassment 17-30
17. Envy 33-75
18. Fixation 80-2
19. Fright 5-23
20. Greed 42-50
21. Hate 80-74
22. Heredity 40-72 or 48-72
23. Hope 70-95
24. Imagination 43-99
25. Intolerance 80-21
26. Insecure 41.25-22.75
27. Jealousy 46-33
28. Loneliness 8-21
29. Longvity 10-72
30. Mental effort 16-77
31. Possessiveness 80-21
32. Prejudice 80-74
33. Pride 80-94
34. Resentment 80-74
35. Restlessness (drive) 26-31
36. Self-condemnation 20-12
37. Selfishness 80-21
38. Self Pity 17.25-32 8-21
39. Shock 80-43
Shock aftermath 28-68, 58-77, 69-79.5
48 Shock Aftermath 37-69, 59-96, 88-69,
89-94, 87-59, 67-48
40. Sorrow 90-8
41. Stubbornness 80-2
42. Schizophrenic .25-42.25
43. Subconscious Mind 48-55
44. Tired 12.25-98.25
45. Unhappiness 80-43
46. Worry 27.23-32.75, 26-48, 26-83

VII. Whole Rates for different bodies starting w/
physical.

1. Physical body 68-49
2. Etheric body 49-57
3. Astral body 25-47
 - a. Density level #1 87-69
 - b. Density level #2 68-37
4. Causal body 17.5-58
5. Mental 48-27

If there is much difference between any two "bodies," there are two techniques to make them equal.

1. T 43-28 and lower of two rates.

VIII. Shock - 1. Emotional and Mental

- a. 28-68 b. 58-77 c. 69-79.5 d. 80-43
2. Shock aftermath--check in physical body (68-49) or in individual organs.
 - a. 37-69, 88-69 b. 59-96, 89-94
 - c. 87-59, 67-48

IX. To reduce malignancies

1. 38.5-48.5 38-16.25
2. 19.25-68 17-13.25

X. More Oxygen needed?

1. Try all rates per category type
 - a. 44-48, 42-38, 29-22.5
 - b. 91-28, 49-89, 70-89
 - c. 84-87, 69-38, 49-53, 49-74, 58-38.25
2. Polluted Air
 - a. 49-69.75
 - b. toxicity 57-
 - c. Factor that reduces O₂ @ auric level 57-69
3. Energy low?
 - a. 59-69.75
 - b. 3-9

XI. Planetary forces and rates - may be neutralized if affecting an individual negatively.

- A. 1. Uranus 49-79.5
2. Pluto 38.25-44.5
3. Fowser 58-57.75
4. Lility 52-73.5
5. Mars 22.25-22.75

6. Saturn 15.25-29.
 7. Neptune 29.75-28.25
 8. Moon 37.75-28.25
- B. Anareta - Death configuration in astro-
logical configurations 40.75-21.75
T on rate also check all D.F. & KPF rates.

(CHART ON BACK OF THIS PAGE)

<u>Rate</u>	<u>Chakre</u>	<u>Gland(s)</u>	<u>Polarity</u>	<u>Gemstone</u>	<u>Color</u>	<u>Freq.</u>
56-56	Sacral	Reproductive organs Adrenal glands	negative (-)	Ruby	Red	4 Hz.
56-22	Spleenic	Spleen & lungs	Positive	Pearl	Orange	6 Hz.
57-16	Solar Plexis	Adrenals & Pancreas stomach	Negative	Coral	Yellow	10 Hz.
58-66	Cardiac	Heart 2-76, 6-87	Positive	Emerald	Green	12 Hz.
58-37	Thyroid (ajna)	Throat, Thyroid	Neutral	Moonstone	Blue	16 Hz.
10-60	Brow	Pituitary 6-87	Positive	Diamond	Indigo	96 Hz.
55-56	Crown	Pineal 16-28	Neutral	Sapphire	Violet	96 Hz. + 960 Hz.

RATES FOR MERIDIANS

Classical Acupuncture Meridians Found on the Hands and Feet:

1. Heart Meridian	84.5-65
2. Small intestine meridian	50-69.25
3. Urinary bladder meridian	80.5-35.5
4. Kidney meridian	79.75-65.5
5. Circulation meridian	88-45
6. (Endocrine) triple-warmer meridian	99.5-43
7. Gall bladder meridian	62.5-37.5
8. Liver meridian	60.5-40
9. Lung meridian	68.75-42.25
10. Large intestine meridian	52-29
11. Stomach meridian	63.5-41
12. Spleen-pancreas meridian	66-46.75

1. Lymph vessel	63-51.5
2. Nerval degeneration vessel	58.5-38.5
3. Allergy or vascular degeneration vessel	96.5-44
4. Organic degeneration vessel for the parenchymal and epithelial degeneration	83-43.75
5. Articular degeneration vessel	67.75-47.5
6. Fibroid and interstitial degeneration vessel	47-37.5
7. Skin vessel	54-51.5
8. Fatty degeneration vessel	79.75-56.5

FACIAL COSMETIC RATES BASED ON ACUPUNCTURE POINTS

	<u>Left hand dial</u>	<u>Right hand dial</u>
GV-23	22.25	25.35
GV-24	14.25	23.10
BL-3	14.25	32.10
BL-4	11.25	23.25
BL-5	22.25	24.25
GB-15	23.25	21.25
GB-12	12.25	21.25
GB-14	32.25	32.25
BL-2	22.25	21.25
TH-23	22.32	22.25
BL-1	22.22	23.50
GB-1	22.21	31.10
GV-25	13.11	32.25
St-8	22.21	11.10
ST-7	22.12	21.25
LI-20	22.23	11.10
ST-6	12.21	21.25
LI-19	14.21	12.10
GV-27	21.11	11.10
ST-1	15.11	31.10
ST-2	14.51	12.25
CV-23	22.31	22.25
ST-9 (NECK)	11.21	12.25
LI-18 (NECK)	31.22	11.35
ST-10 (NECK)	22.11	12.25
LI-17 (NECK)	21.32	23.25

Rec. from Rev. Bill Brown
Beacon Light Center
Sedona, Arizona

NEUTRALIZING RATE FOR SMALL POX VACCINATION
IN BLOOD STREAM

Left hand dial

34.32

23.23

Right hand dial

22.21

52.34

Received from
Rev. Bill Brown
Beacon Light Center
Sedona, Arizona

Patient _____ Age _____

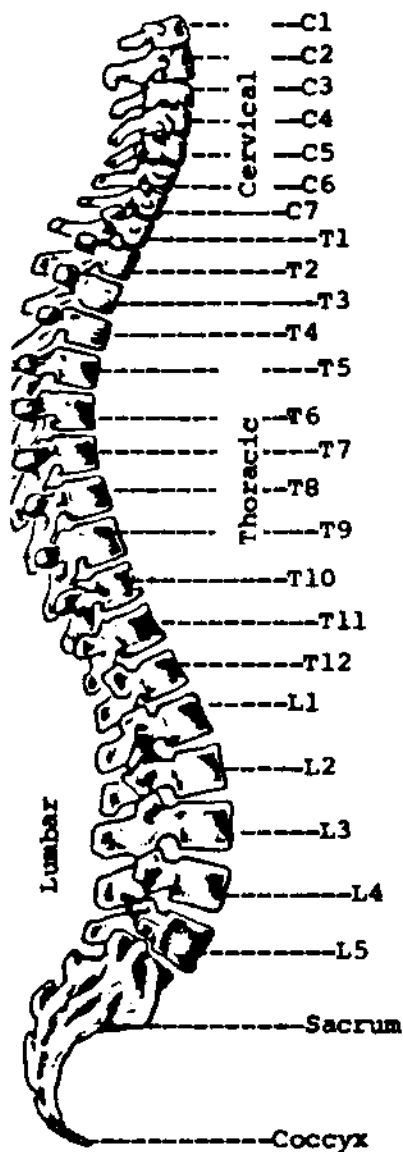
Ref. Dr. _____ Case # _____

Sheet # _____ Specimen # _____ Date _____

Remarks: _____

Alcohol	3-76		
Aluminum	16-; 16-77		
Arsenic	14-52		
Asbestos	38.5-7.5		
Asperin	11-89; 7.5-14.5		
Barium (x-rays)	88-30		
Bismuth	38-31		
Chromium	21.5-66.5; 42-92		
Cobalt (radioactive)	72-84; 47.5-62.5		
Cocaine			
DDT	48-;		
Food Poison	47-;		
Ivy, Poison	2-85		
Lead	80-; 3-80		
Lindane	6.5-15		
Malathion	7.5-1.5; 18-36		
Mercury	92-99		
Nickel	41-;		
Nitrous oxide	88-;		
Nicotine	12-38		
Parathion	8.5-48; 16-25; 7.5-29		
Radiation (radium)	12-38; 12-X		
Selenium	35-79		
Sodium	82-; 82-42		
Weed Killer	2.5-4.5		
2-4-D	12.5-2.5		
Zinc Oxide	53-41; 68-97		
Hypotonicity	77-		
Hypertonicity	22-		

DIAGRAM OF SPINAL SYSTEM



DEFINITIONS FOR EACH PART CAN BE FOUND
ON THE FOLLOWING PAGES.

GENERAL RATES FOR INDIVIDUAL SPINAL VERTABRAE

These rates for individual vertabrae can be used in conjunction with the Spinal Cord Rate (00-27) to determine whether or not any subluxations exist at a particular vertebra. See the chart on the opposite page to determine what physical problems can exist as a result of these subluxations.

When discs are stressed due to subluxations and/or malpositions of vertebrae above and/or below, one can usually find high readings of Inflammation (55-27) and Congestion (40-27) with the corresponding vertebra on the second bank of the Instrument. Treat on rates to reduce conditions as found. Treating on the rates of individual vertebrae will help hold Chiropractic adjustments.

	<u>RATE</u>
Occiput	00-40
<u>Cervical</u>	
C-1 (Atlas)	28.5-38.4
C-2 (Axis)	29.5-30.5
C-3	30.5-33
C-4	31.5-36.5
C-5	33.5-30.3
C-6	35.5-42.5
C-7	46.4-39.5

	<u>RATE</u>
<u>Lumbar</u>	
L-1	24.8-41
L-2	32.0-29.5
L-3	36.5-47.5
L-4	31.5-31.5
L-5	51.0-7.5

<u>Sacrum</u>	
Sacrum	49.5-37.5
Coccyx	25.0-62
	or 14.5-96
	or 00-96

RATE

Thoracic

T-1	32.5-40.5
T-2	22.3-42.6
T-3	39.5-47.3
	or 33.5-44.5
T-4	47.0-42.5
T-5	34.5-19
T-6	57.0-38.5
T-7	39.5-39.8
T-8	34.5-39.8
T-9	44.0-41.5
T-10	42.5-26.5
T-11	25.5-40.5
T-12	36.5-47.2

Notes to Chart:

1) Every part of the body is controlled by nerves, and each of these nerves connects directly or indirectly with the spine. Column A lists the areas known to receive nerve fibers from the indicated vertebrae.

2) Column B shows some of the conditions which can follow a pressure on, or interference with, these nerves. Very few of these conditions fit wholly within the control of any one nerve.

SPINAL SECTION CONTINUED

C1---Controls: The Blood supply to the head, the pituitary gland, the scalp, bones of the face, the brain itself, inner and middle ear, the sympathetic nervous system.

When C1 is not functioning properly you may get: Headaches, nervousness, insomnia, head colds, high blood pressure, migraine headaches, mental conditions, nervous breakdowns, amnesia, epilepsy, infantile paralysis, sleeping sickness, chronic tiredness, dizziness or vertigo, St. Vitus Dance.

C2---Controls: Eyes, optic nerve, auditory nerve, sinuses, mastoid bones, tongue, forehead.

When C2 is not functioning properly you may get: Sinus troubles, allergies, crossed eyes, deafness, erysipelas, eye troubles, earache, fainting spells, certain cases of blindness.

C3---Controls: Cheeks, outer ear, face bones, teeth, trifacial nerve.

When C3 is not functioning properly you may get: Neuralgia, neuritis, acne or pimples, eczema.

C4---Controls: Nose, lips, mouth, eustachian tube.

When C4 is not functioning properly you may get: Hay fever, rose fever, etc., catarrh, hearing loss, adenoids.

C5---Controls: Vocal cords, neck glands, pharynx.

When C5 is not functioning properly you may get: Laryngitis, hoarseness, throat conditions like a sore throat, quinsy, etc.

C6---Controls: Neck muscles, shoulders, tonsils.

When C6 is not functioning properly you may get: Stiff neck, pain in upper arm, tonsillitis, whooping cough, croup.

SPINAL SECTION CONTINUED

C7---Controls: Thyroid gland, bursa in the shoulders, the elbows.

When C7 is not functioning properly you may get: Bursitis, colds, thyroid conditions, goiter.

T1---Controls: Arms from the elbows down, including the hands, wrists and fingers, also the esophagus and trachea.

When T1 is not functioning properly you may get: Asthma, cough, difficult breathing, shortness of breath, pain in lower arms and hands.

T2---Controls: Heart, including its valves and covering, also coronary arteries.

When T2 is not functioning properly you may get: Functional heart conditions and certain chest pains.

T3---Controls: Lungs, bronchial tubes, pleura, chest, breast, nipples.

When T3 is not functioning properly you may get: Bronchitis, pleurisy, pneumonia, congestion, influenza, grippe.

T4---Controls: Gall bladder and common duct.

When T4 is not functioning properly you may get: Gall bladder conditions, jaundice, shingles.

T5---Controls: Liver, solar plexus, blood.

When T5 is not functioning properly you may get: Liver conditions, fevers, low blood pressure, anemia, poor circulation, arthritis.

T6---Controls: Stomach

When T6 is not functioning properly you may get: Stomach troubles, including nervous stomach, indigestion, heartburn, dyspepsia, etc.

SPINAL SECTION CONTINUED

T7---Controls: Pancreas, isl. of Langerhans, duodenum.

When T7 is not functioning properly you may get: Diabetes, ulcers, gastritis.

T8---Controls: Spleen, diaphragm.

When T8 is not functioning properly you may get: Hiccoughs.

T9---Controls: Adrenals or supra-renals.

When T9 is not functioning properly you may get: Allergies, hives.

T10---Controls: Kidneys

When T10 is not functioning properly, you may get: Kidney troubles, hardening of the arteries, chronic tiredness, nephritis, pyelitis.

T11---Controls: Kidneys, ureters.

When T11 is not functioning properly, you may get: Skin conditions like acne or pimples, eczema, boils, etc., auto-intoxication.

T12---Controls: Small intestines, fallopian tubes, lymph circulation.

When T12 is not functioning properly you may get: Rheumatism, gas pains, certain types of sterility.

L1---Controls: Large intestines or colon, inguinal rings.

When L1 is not functioning properly, you may get: Constipation, colitis, dysentery, diarrhea, reatures or hernias.

L2---Controls: Appendix, abdomen, upper leg, caecum.

When L2 is not functioning properly, you may get: Appendicitis, cramps, difficult breathing, acidosis, varicose veins.

SPINAL SECTION CONTINUED

L3---Controls: Sex organs, ovaries or testicles, uterus, bladder, knee.

When L3 is not functioning properly, you may get: Bladder troubles, menstrual troubles like painful or irregular periods, miscarriages, bed wetting, impotency, change of life symptoms, many knee pains.

L4---Controls: Prostate gland, muscles of the lower back, sciatic nerve.

When L4 is not functioning properly, you may get: Sciatica, lumbago, difficult, painful or too frequent urination, bachaches.

L5---Controls: Lower legs, ankles, feet, toes, arches.

When L5 is not functioning properly, you may get: Poor circulation in the legs, swollen ankles, weak ankles and arches, cold feet, weakness in the legs, leg cramps.

Sacrum controls: Hip bones, buttocks.

When Sacrum is not functioning properly, you may get: Sacro-iliac condition, spinal curvatures.

Coccyx controls: Rectum, anus.

When Coccyx is not functioning properly, you may get: Hemorrhoids or piles, pruritis or itching, pain at end of spine on sitting.

THE THYMUS

Too little is actually known about the thymus in its relation to disease. We do know, however, that it directly influences the platelet count of the blood, and we are of the opinion that it has other secretory activity that is directly associated with the healing of wounds and the elimination of disease.

The theory as stated in standard medical text that the thymus influences the development of the sex organs and atrophies after adolescence is not entirely true. In all young people who seem to be fairly free from disease and whose cuts and scratches heal without festering or becoming otherwise infected, the thymus will be found to be healthy, and itself free from disease.

In those cases of children who are subject to frequent colds, festering scratches, and other infections, the thymus is often found to be diseased.

In older people who act and feel much younger than their years, the thymus will be found to be active and free from disease. Conversely, those people whose thymus is sluggish or diseased, will seem to be older than their actual years.

Some of the conditions that should be looked for are 5-77 (diphtheritic or swelling in the thymus); 30-77 (carcinoma of the thymus); 34-77 (staph in the thymus); 58-77 (sarcoma in the thymus); 81-77 (fibrosis in the thymus). Those conditions should be eliminated by treating on these same rates if found and then the thymus should be stimulated by treatment on the thymus rate, 59-77. Treatment on 59-77

THYMUS CONTINUED

will raise the platelet count of the blood as may be shown by standard laboratory blood analysis.

When you have tried the above procedure, we will appreciate your writing us as to your results. We welcome your comments and ideas and will incorporate your suggestions in future issues.

ALLERGIES AND TREATMENT

Pantothenic Acid, lack of = lack of cortisone
in system (mal-functioning of adrenals)

Symptoms: Allergies; listlessness; fatigue,
respiratory infections; need sleep; digestive
disturbances.

Rates: 2-85; 45-29; 9-70; 17-17; 40-36;
36-61; 30.5-; 43-53; 36-; 59-77; 51-92;
3-54; (transpose) 2-24

Check Pancreas-Kidneys for metal poisons and
eliminate such causes for malathion, parathion,
lindane, arsenic, lead

16-; 80-; 41-; 14-

SINUS, COLDS

Upper Nasal Area -48

Nasal Passages -34.5

Infection -6; -21; -96

77-; 22-

Inflammation 55-; 20-; 90-;

Treat 9-7; 55-34; 20-34; 90-34

Nose -97; 60-; 58-; 30-; 81-; 34-; 8-

Treat 19-96

Clears Stopped Nose 5-91

Pancreas 6-4 for protein assimilation

Sprains & bruises -21.5

Sub-cutaneous tissue -22.5

Causes Acid 23-34

Edema 12.5-45

Scar Tissue -13

For colon increases 8-75

To flush kidneys 4-96

LIGAMENTS -21.5

Digital vaginal 26.5-21.5

Flex digit profused 49.5-21.5

Index finger (flexdigit sublime) 34-21.5

2nd finger 4.5-21.5

3rd finger 10,5-21.5

4th finger 28.5-21.5

Thumb flexfollic breve 83.5-21.5

WEIGHT LOSS

-51.5 Hypothalamus
-2 Hypothalamus (controls appetite)
44.5-37 weight loss rate
96-85 Constipation
.9-90 Constipation
52.5-25 Weight loss index
12-32 To activate thyroid
6-81 Thyroid
73-71 reduces weight (treat to)
3-6
4.75-3.25
12.5-31.5
23-8
46-87 (treat and this rate increases. It is low
2.5-20.5 in fat people)
5.5-98.5 weight loss
4-6
11-21
3-54 (until equal to or higher than 9-49) then
4.75-3.25

6-17
4-36
4-86
6-8
36-11
23.5-14.5

Before using weight reducing, loss or control rates it is necessary to check the Liver (17-29) to be certain it is functioning well, with vitality as high or higher than 9-49. Treat out metallic or chemical poisoning. Check Thyroid, 6-81, treat out all metals poisons, and chemical poisons. Check for metals, chemicals, free radicals, antigens, in Hypothalamus (-2). When you begin weight loss project, use one notebook for recording this project. Keep accurate records of every analysis and treatment and the results, for your future reference.

RADIATION ANALYSIS CHART OF NEGATIVE CONDITIONS

Patient _____ Age _____

Ref. Dr. _____ Case # _____

Sheet # _____ Specimen # _____ Date _____

Remarks: _____

General Vitality 9-49			
Negative Energy 21-11			
Negative Energy 10.25-34.5			
Negative energy 25-21.5			
Negative energy 11.5-46.5			
Negative energy 26-63.5			
Negative energy in X 46.5-X			
Negative energy in X 25.5-X			
Negative Entity 36.5-36.5			
Negative entity 21-5.5			
Negative entity in X 39-X			
Neg. Entity, Psychosis 21-X			
Causes Physical Disfunct. 26-43.5			
" " " 72.75-27.25			
Causes Insomnia 13-48			
Causes Insomnia 29.5-28.5			
Causes Worry 26-48			
Self Pity 17.25-32			
Self Pity 8-21			
Depression 60-29			
Depression 48-51			

Detox.-Bio. Cont.

Patient _____ Age _____

Ref. Dr. _____ Case # _____

Sheet # _____ Specimen # _____ Date _____

Remarks: _____

Skin 91-31			
Skin 91-31			
Adrenals 3-9			
Adrenals 3-9			
Testes 37-94			
Testes 37-94			
Intestines 55-82			
Intestines 55-82			
Thyroid 6-81			
Thyroid 6-81			
Large Colon 22-90			
Large Colon 22-90			
Diverticulin 8.5-6.5			
Diverticulin 8.5-6.5			
Ascending 5-8			
Ascending 5-8			
Sigmoid 5-12			
Sigmoid 5-12			
Transverse 5-60			
Transverse 5-60			
Pancreas 9-70			
Pancreas 9-70			
Nerves (inflammation) 3-23			
Nerves (inflammation) 3-23			
Nerves 5-62			
Nerves 5-62			
Stomach 77-84			
Stomach 77-84			
Prostate 5-91			
Prostate 5-91			

DETOXOSODE-BIOSODE CHART

Patient _____ Age _____

Ref. Dr. _____ Case # _____

Sheet # _____ Specimen # _____ Date _____

Remarks: _____

General Vitality 9-49			
Heart (detox.) 2-76			
Heart (Bio.) 2-76			
Lungs 92-83			
Lungs 92-83			
Kidneys 3-82			
Kidneys 3-82			
Liver 17-29			
Liver 17-29			
Left Lobe Liver 45-29			
Left Lobe Liver 45-29			
Lymphatics 41-44			
Lymphatics 41-44			
Spleen 4-95			
Spleen 4-95			
Gall Bladder 13-65			
Gall Bladder 13-65			
Endocrines 10-81			
Endocrines 10-81			
Ovaries 10-61			
Ovaries 10-61			
Urinary Bladder 39-30			
Urinary Bladder 39-30			
Urinary Bladder 8-13			
Urinary Bladder 8-13			
Circulation 68-71			
Circulation 68-71			
Circulation 7-71.5			
Circulation 7-71.5			
Circulation 68-97			
Circulation 68-97			
Thymus 59-77			
Thymus 59-77			

T E E T H and T R E A T M E N T

Teeth	4-99, 59-20
and gums	6.5-, -25, -25.5
upper canine	2-46
incisors	2-45
molars	2-41
premdara	2-44
wisdom	2-26
strep in	60-25
syphilis in	20-27
tooth decay	25-

For condition known as "bruxing of teeth" or grinding of teeth in sleep or involuntarily during waking hours, check for 16-49, 16-29, 16-32, 16-70. 16-28, 16-8, 16-90, 16-23, 16-35, and treat out where found. Check 16-25 and treat out when found. 17- (nickel poisoning) is responsible for loosening teeth. Check in all locations mentioned above, and treat out when found. For pain, treat 20-90. Try 70.5-25 for toothache, and treat on rate until relief is obtained. Treat out 8-25, 34-25, 60-25, and 15-25 when found. These are the main components or causes of Periodontal disease. When working with this, balance Acid-Alkaline (26-41 and 34-84). Check for 60-12 (Pyorrhea), and treat out. Try 2-25 and treat out when found. You may find 9-25 (fungus).
Treat to 0 on rate.
Check for 22-25, and treat for 20 minutes, until reduced to 0.
To lower infections, treat 4-46 for one hour.
59-77, 52-51-48-31; 10-61, 10-81; 33-23, and 6-61.

G-56

NOTE:
THIS IS EXPERIMENTAL AND NOT TO BE
USED INSTEAD OF A PROVEN MODALITY
A.S.R. & D. CORP.

T E M P E R A T U R E

Temperature	30-, 95-85 also 4-50
of body	36-6
burning	30-24
normal	30-66
to find active germ	30-23
to find dead germ	30-54
	-45.5

G-57

NOTE:
THIS IS EXPERIMENTAL AND NOT TO BE
USED INSTEAD OF A PROVEN MODALITY
A.S.R. & D. CORP.

TOXIC SHOCK SYNDROME

Symptoms: Low grade fever, tho occasionally may range up to 102°. Occasional spots of blood in urine. Ache in kidney areas, and pain in low front of pelvic areas: accompanied by feeling of extreme tiredness. Check 9-49 of subject.

Check 61-, 53.5, -81, -13, -26, for conditions 16-, 17-, 80-, 52-, 26-, 60-, 34-, 8-, 15-, 20-.

If these conditions are found, and the 9-49 is low, treat out all metallic poisons, check conditions in all locations again, and treat all to 0.

Then scan -13, -61, -81, and -26 again, for any adverse conditions remaining. You may find 60-, and 34-. Treat on Rate to 0.

The most important part of treatment is removing the cause.

Sanitary pads have been pinpointed as the cause of toxic shock syndrome in women. Place one of the brand name pads in the well with subject's specimen. Check the 9-49 again. Does the pad lower the subjects vitality? By what amount or percent? Check the subject's specimen for 26-6, and 31-6. How much? Check pad for 26-6, and 31-6. How much? Treat on rate until reduced to 0. Scan the pad and see what poison rate, metallic poison rate, or substance shows and what the intensity. Record your findings. Advise subject to change brand.

KIDNEYS

Kidneys	-23, 32-23
	-82, 3-82
Carcinoma	21.5-23
	30-23
Tuberless	6-
(left)	-63, 6-63
(right)	-72, 6-72
In high blood pressure	6-23
Stones	43-83
Chlorine 15-91 to reduce	
Balance sodium and chlorine	
TM prostate to reduce	
try calcification	
rates (pp	
T 3.75-2.5; to reduce, balance	
NaCL and acid/ alka;	
T on kidney with aureomycin	
Uremia	5 -100
Uremic Poisoning D, T	7 -23
	7 -63
	7 -76
Ureter	-67
Urethra	-86
Uric Acid Tm4	17- 4 -8
Urinary bladder T	-13 39 -30
(see also Bladder,	8 -67
Urinary)	13 -37
	(W) 48 -75
	female 19 -14
	male 21 -15
	infection 13 -13
	tumor 13 -13
Urinary, Genetro-urinary system.	-88
Urine, Albumen in --	33 -72
burning try	2 -34
	3 -81

Treat Kidneys 3-82, -23 for these conditions:

KIDNEYS (3-82) (see Tm8)

Arsenic

DDT

Earache

Edema

Flu

Migraine headache

Meningococcus

Nausea (15-)

Poisons

Polio

Scar Tissue

Sniffles

Strep

Worms: Rectum & 3-73

13-37

39-

G-60

NOTE:

THIS IS EXPERIMENTAL AND NOT TO BE
USED INSTEAD OF A PROVEN MODALITY

A.S.R. & D. CORP.

CONDITIONS AFFECTING KNEES

Knee	55- inflammation
	3.5- swelling
	13- tumor
	38- flu
	61-,97-
	81- scar tissue
	34- staph
	48- sarcoma
	-49.5 Periosteum
	-41 muscle
	21.5 ligaments

To decrease these listed conditions, treat on
55-49.5 to lower.

G-61

NOTE:
THIS IS EXPERIMENTAL AND NOT TO BE
USED INSTEAD OF A PROVEN MODALITY
A.S.R. & D. CORP.

MINERAL REAGENTS

Ruby

Emerald

Crystal (quartz)

Moonstone

Chrysacolla

Topaz

Malachite

Sapphire

Amber

G-62

NOTE:
THIS IS EXPERIMENTAL AND NOT TO BE
USED INSTEAD OF A PROVEN MODALITY
A.S.R. & D. CORP.

COLORS AND GEMSTONES and the CHAKRES they control

<u>Rate</u>	<u>Chakre</u>	<u>Gland(s)</u>	<u>Polarity</u>	<u>Gemstone</u>	<u>Color</u>	<u>Freq.</u>
66-56	Sacral	Reproductive Organs Adrenal glands	Negative (-)	Ruby	Red	4 Hz.
66-22	Spleenic	Spleen & Lungs	Positive	Pearl	Orange	6 Hz.
67-16	Solar Plexis	Adrenals & Pancreas Stomach	Negative	Coral	Yellow	10 Hz.
60-66	Cardiac	Heart	Positive	Emerald	Green	12 Hz.
28-37	Thyroid (ajna)	Throat, Thyroid	Neutral	Moonstone	Blue	16 Hz.
10-60	Brow	Pituitary	Positive	Diamond	Indigo	96 Hz.
36-56	Crown	Pineal	Neutral	Sapphire	Violet	96 Hz. +

GASTRIC ULCERS

For suspected ulcers in Gastrointestinal tract:

Symptoms: pain in abdominal area, tension, nervousness, "butterflies" pain after eating, and vomiting material tinged with blood.

Check with Instrument:

72-, (Excess HCL)

71-, (Excess HCL Burns)

Ulceration -53.5, -8

Ulcer 92-32, 92-8, 92-52, 92-94, 52-78

Hypertonicity of Adrenals: 22-46

All these conditions in the specified locations should not exist there. Treat out to 0.

Reminder: Check and recheck these conditions, and be sure to use the 9-49 of the subject as your index, measuring and recording 9-49 after every check on conditions.

Treat on rate, and do not use as Reagent any alkaline "over the counter" medication.

Remember that these merely cover up symptoms, and do not give lasting relief, such as is obtained if you treat out the causes.

THE (SOBEL) FLU SYNDROME 1983

This type of Flue seems to be a recombinant variety, growing in respiratory system with some strong accompanying symptoms.

Symptoms: congestion in bronchial area, low grade fever, congestion in sinus areas, may affect ears, and feeling of great weariness.

58-59 Actual Flu Rate

This is a double dial rate (both rates together express wave length of this particular type of Flu.

Look for low readings of 59-77, 4-95, 37-93, 22-37, 22-, 22-72, 40-73, 32-18, 5-68, 5-69, 5-51, 40-93.

The best treatment for this Flu syndrome we have found is to treat to 0 on Rate.

We suggest also that a check be made of 16-, 41-, 52-, and 80- in -77, -37, -51, -73, and -95. Remove infections from -77 and -95 and treat to raise vitality of these.

© Dr. T. Galen Hieronymus

Eye, front and lateral views

Fig. A

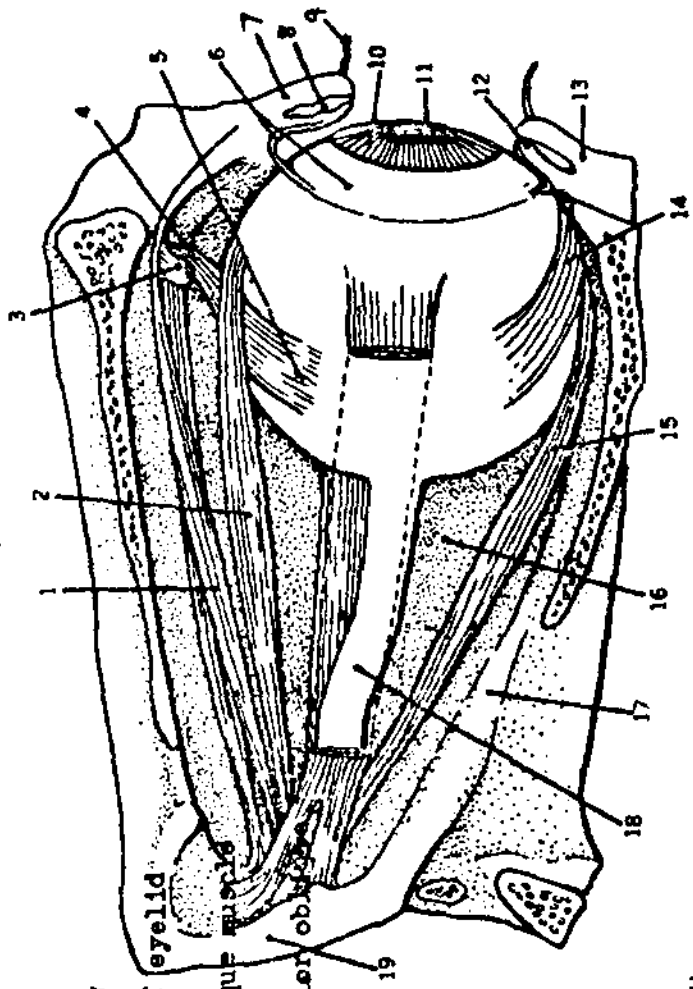


Fig. A Lateral view

- 1 Superior levator muscle of eyelid
- 2 Superior rectus muscle
- 3 Trochlea of superior oblique muscle
- 4 Superior oblique muscle
- 5 Tendinous insertion superior oblique muscle
- 6 Conjunctiva
- 7 Upper eyelid
- 8 Meibomian gland
- 9 Eyelash
- 10 Iris
- 11 Pupil
- 12 Meibomian gland and duct
- 13 Lower eyelid
- 14 Inferior oblique muscle
- 15 Inferior rectus muscle
- 16 Internal bony wall of orbit
- 17 Infraorbital foramen
- 18 Optic nerve

EYES

Eyes	35-18,48-78,18-12,18-48, 18-70.5,3-40	
	T 3.75-2.75, goes up. Helped by 2-49;42-19;7-19; 3.5-19.5,23-9.5	
Ball	-18,32-18	9.5-10.5
Bloodshot		55-19
Congestion in		19-33
Cornea		24-33.5
In eyedrops (cortisone)		3-6
Itchy, burning		24.5-19
Lid fluttering		46-79
Lid lining, styes		-79
Lid troubles		88-79,14-79
Nerves		-11.5
Puffs under, tumors		58-97
Secropia		18.5-62
Sharp Pain		29-59
Pinkeye		30-60
Glaucoma		91-74

Most Pathological conditions in the eyes
respond to T on rates.

G-67

NOTE:
THIS IS EXPERIMENTAL AND NOT TO BE
USED INSTEAD OF A PROVEN MODALITY
A.S.R. & D. CORP.

EYES

Sclera	22.5-37, -22.5
Visual center in Cerebellum	33-23, -11.5, -63.5
Vitreous Chamber	35-38.5
Optic Thalamus	36.5-38.5, -38.5
Occipital Cortex	48-48, -13.5
Anterior Chamber	23-10.5, -10.5
Turbidity of fluid	-87.5
Choroid	25-37, -36.5
Lens	-11.5
Iris	-27.5, -28
Pupil	27-25
Retina	-11.5, 48-54

G-68

NOTE:
THIS IS EXPERIMENTAL AND NOT TO BE
USED INSTEAD OF A PROVEN MODALITY

EYES

- | | |
|----------------------------|--------------------------------------|
| 1. Lateral rectus muscle | 13. Cornea |
| 2. Vorticose rein | 14. Aqueous humor |
| 3. Sclerotic coat | 15. Crystalline lens |
| 4. Choroid coat | 16. Ciliary muscle |
| 5. Retina | 17. Internal rectus muscle |
| 6. Vitreous body or humor | 18. Long posterior ciliary arteries |
| 7. Conjunctiva of palpebra | 19. Short posterior ciliary arteries |
| 8. Ora Serrata | 20. Optic nerve |
| 9. Ciliary body | 21. Dura mater of optic nerve |
| 10. Epithellium of cornea | 22. Arachnoid |
| 11. Zonula of Zinn | 23. Blind spot |
| 12. Iris | 24. Yellow spot |

SEE THE CARD IN THE BACK OF THIS BOOKLET WITH THE PICTURE OF THE EYE FOR THE

DRAWING THAT GOES ALONG WITH THIS INFORMATION.

Fig. 8

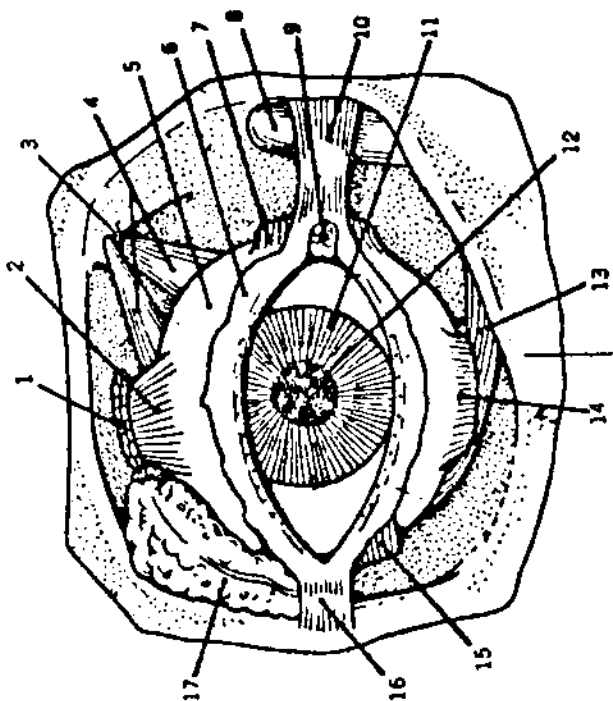
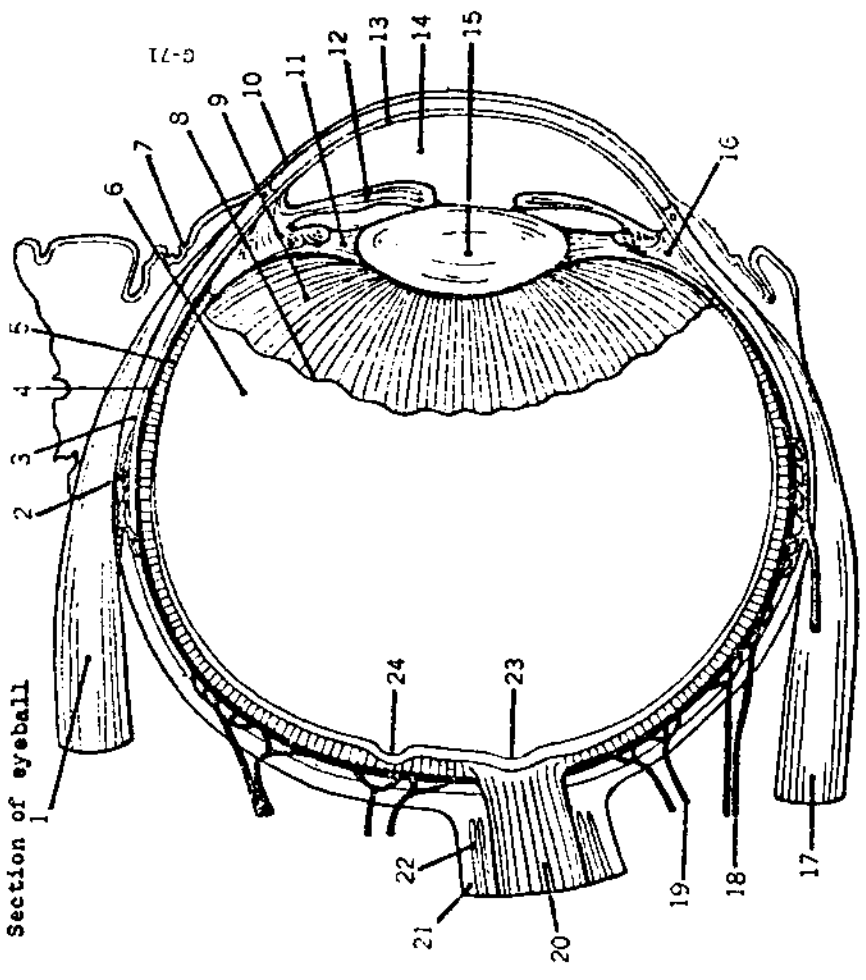
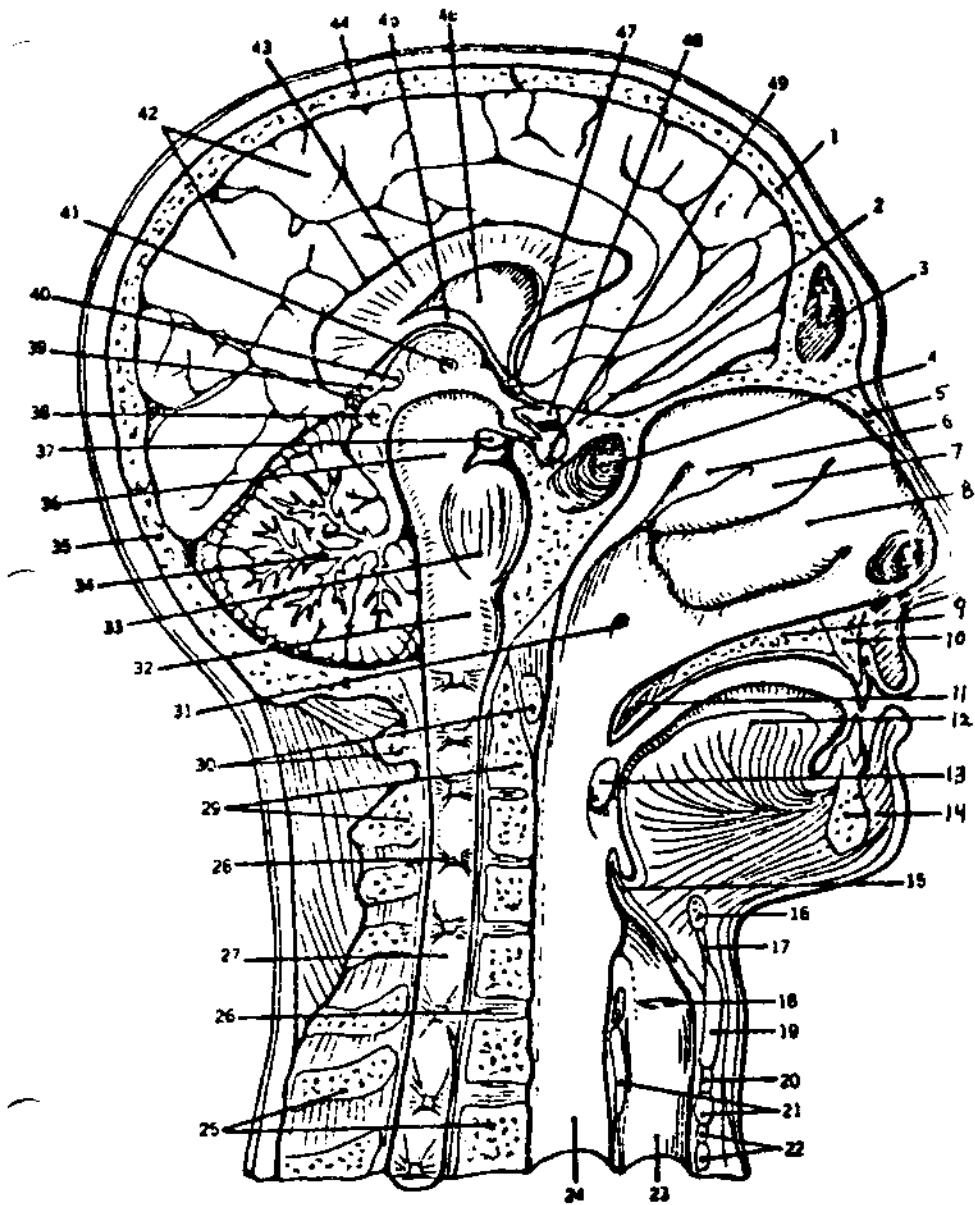


Fig. 8 Front View

- 1 Superior levator muscle of eyelid
- 2 Superior rectus muscle
- 3 Trochlea of superior oblique muscle
- 4 Superior oblique muscle
- 5 Sclerotic coat
- 6 Portion of eyelid
- 7 Internal rectus muscle
- 8 Lacrimal sac (nasolacrimal duct)
- 9 Caruncula lacrimalis
- 10 Medial palpebral ligament
- 11 Iris
- 12 Pupil
- 13 Inferior oblique muscle
- 14 Inferior rectus muscle
- 15 Lateral rectus muscle
- 16 Lateral palpebral ligament
- 17 Lacrimal gland

Section of eyeball





- | | | | | | |
|-----|-----------------------|-----|------------------------------------------|-----|--------------------------|
| 1. | Frontal bone | 18. | Vocal cord | 34. | Cerebellum |
| 2. | Sphenoid bone | 19. | Thyroid cartilage | 35. | Occipital bone |
| 3. | Frontal sinus | 20. | Cricothyroid ligament | 36. | Opin thalamus |
| 4. | Sphenoid sinus | 21. | Cricoid cartilage | 37. | Mammillary body |
| 5. | Nasal bone | 22. | Tracheal cartilages | 38. | Quadrigeminal bodies |
| 6. | Superior nasal concha | 23. | Trachea | 39. | Pineal gland |
| 7. | Median nasal concha | 24. | Esophagus | 40. | Posterior commissure |
| 8. | Inferior nasal concha | 25. | Cervical vertebrae | 41. | Middle commissure |
| 9. | Hard palate | 26. | Intervertebral discs | 42. | Left cerebral hemisphere |
| 10. | Maxilla | 27. | Spinal cord | 43. | Corpus callosum |
| 11. | Uvula | 28. | Cervical nerve | 44. | Parietal bone |
| 12. | Tongue | 29. | Axis | 45. | Fornix |
| 13. | Tonsil | 30. | Atlas | 46. | Septum pellucidum |
| 14. | Mandible | 31. | Pharyngeal orifice
of Eustachian tube | 47. | Anterior commissure |
| 15. | Epiglottis | 32. | Medulla oblongata | 48. | Optic chiasma |
| 16. | Hyoid bone | 33. | Pons Varoli | 49. | Pituitary gland |
| 17. | Thyroid membrane | | | | |

EMOTIONS AND EMOTION RATES

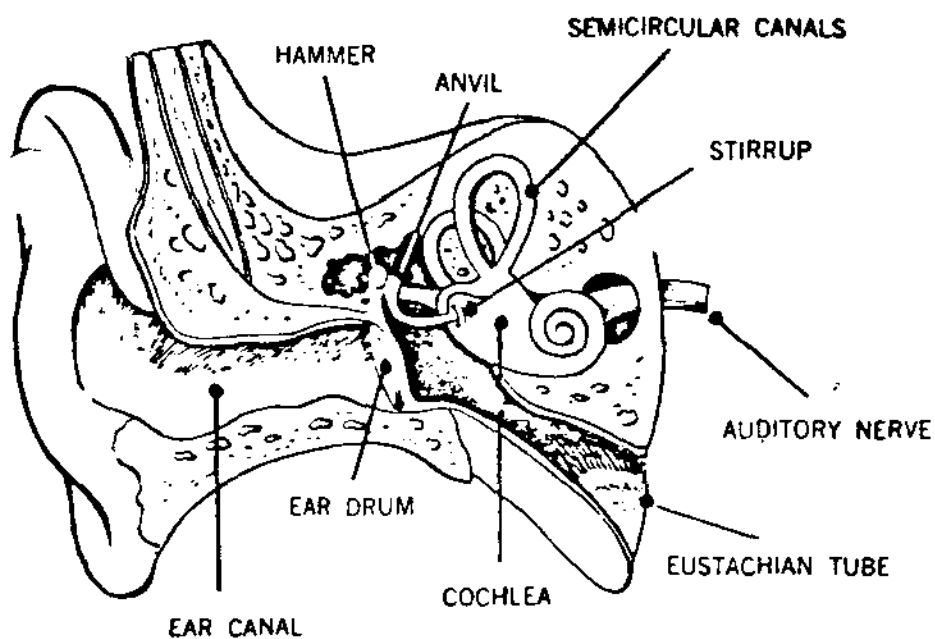
T ON RATE TO DECREASE

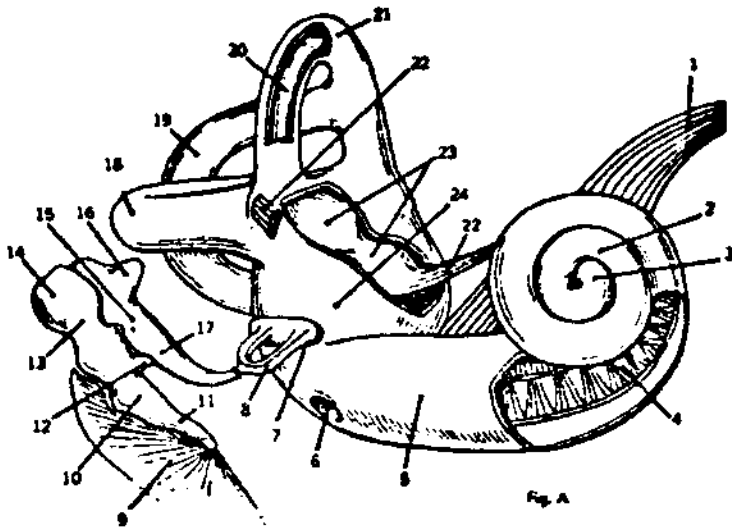
1. Dispair	63-52.5
2. Emotional shock	40-54
3. Anger	80-74 or 32-53
4. Anxious	21.75-31.25
5. Conscious mind	80-74
6. Criticalness	80-21
7. Deception	3-68
8. Depression	60-29
9. Depression	48-51
10. Depression	53.85
11. Apathy	38.25-49.25
12. Black body	6-12
13. Disappointment	80-43
14. Disbelief in Doctor	39-59
15. Dissention	80-74
16. Doubt	80-43
17. Embarrassment	17-30
18. Envy	33-75
19. Fixation	80-2
20. Fright	3-23
21. Greed	42-50
22. Hate	80-74
23. Heredity	40-72 or 48-72
24. Hope	70-95
25. Imagination	43-99
26. Intolerance	80-21
27. Insecure	41.25-22.75
28. Jealousy	46-33
29. Lonliness	8-21
30. Longevity	10-72
31. Mental effort	16-77
32. Possessiveness	80-21
33. Prejudice	80-74
34. Pride	80-94
35. Resentment	80-74
36. Restlessness (drive)	26-21
37. Self-condemnation	20-12

EMOTIONS AND EMOTION RATES CONT.

38.	Selfishness	80-21
39.	Self Pity	17.25-32 8-21
40.	Shock	80-43 (see VIII on shock
41.	Sorrow	90-8
42.	Stubborness	80-2
43.	Schtzophrenic	.25-42.25
44.	Subconscious Mind	48-55
45.	Tired	12.25-98.25
46.	Unhappiness	80-43
47.	Worry	27.25-32.75 26-48 26-83

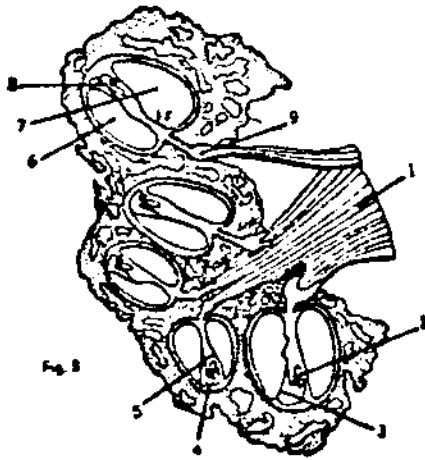
THE EAR





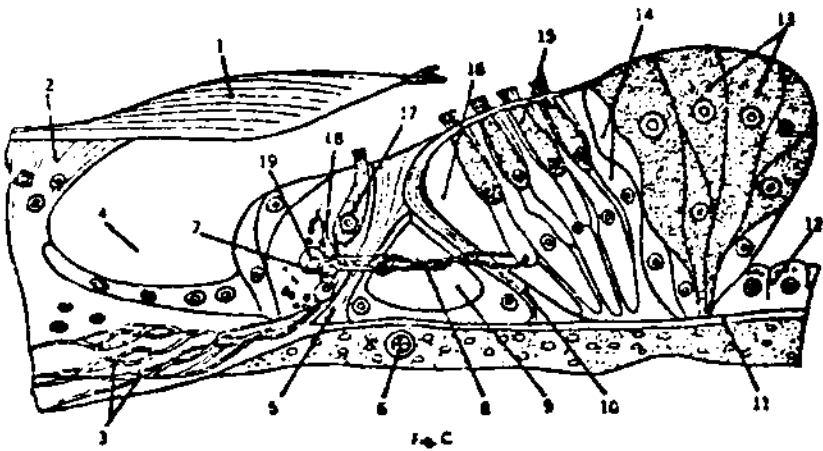
MIDDLE AND INNER EAR

- | | |
|---------------------------------------|----------------------------------|
| 1. Auditory nerve | 15. Incus |
| 2. Cochlea | 16. Short limb of incus |
| 3. Cupula of cochlea | 17. Long limb of incus |
| 4. Spiral lamina and nerve of cochlea | 18. Lateral semicircular canal |
| 5. Basal coil of cochlea | 19. Posterior semicircular canal |
| 6. Round window | 20. Membranous labyrinth |
| 7. Oval window | 21. Superior semicircular canal |
| 8. Stapes | 22. Branch of vestibular nerve |
| 9. Tympanic membrane | 23. Ampullae |
| 10. Malleus | 24. Vestibule |
| 11. Manubrium of malleus | |
| 12. Lateral process of malleus | |
| 13. Neck of malleus | |
| 14. Head of malleus | |



COCHLEA

1. Cochlear nerve
2. Organs of Corti
3. Vestibular membrane
4. Spiral ligament
5. Basilar membrane
6. Scala vestibuli
7. Scala tympani
8. Cochlear duct
9. Spiral ganglion



ORGAN OF CORTI

1. Tectoral membrane
2. Limbus of spiral lamina
3. Nerve fibers
4. Internal spiral sulcus
5. Inner rod of corti
6. Spiral vessel
7. Inner or first spiral fesciculus
8. 2nd spiral fasciculus
9. Tunnel of Corti
10. Outer rod of corti
11. Basilar membrane
12. Cells of Claudius
13. Cells of Hensen
14. Cells of Deiters
15. Outer hair cells
16. Space of Nuel
17. Inner hair cells
18. Fibrillae pass. to inner/ hair cell
19. Naked axis cylinder/ hair cell

E A R S: T on Rates

Middle	-68
Outer	-69
Outer passages	-20.5
Passages	32-20.5
Strep in	60-24
Syphilis in	20-38
Wax	4-6

Ear	94-24, 40-22
T w/vioform, T out nickel	
Ache	8-,4-69,69-, 8-68 T 8-68, or -69; 3-82, 34-68, or -69. T liver, T w/vitamin D.
Balance	-52.5
Congestion	29-33
Deafness	-10 T on rate, T 20-55
Discharge	42.5-69 T on rate, also Na Thiosolphate.
Eustachion Obstruction	20-26 T on rate, try 20-55
From ears	3.75-2.25, 8.5-2.5
Infection	29-39
Inner	-68, 69-38
Itchy	2.5-1.75
Meneers Disease	2.33-.5, 2.5-.5,3.2-2.5

TREAT ON RATES

G-80

NOTE:
THIS IS EXPERIMENTAL AND NOT TO BE
USED INSTEAD OF A PROVEN MODALITY
A.S.R. & D. CORP.

Carcinoma Toxins		30-, 30-9, 30-50
Metastasis		30-56, 30-58
Bladder		30-37
Brain		30-25
Breast		30-92
Bronchial		30-74
Colon		30-90
Esophagus (localize)		30-35
Epithelioma (localize)		30-35
Found in --	23-	
	24.5-	
Gall Bladder		30-38

G-81

NOTE:
THIS IS EXPERIMENTAL AND NOT TO BE
USED INSTEAD OF A PROVEN MODALITY
A.S.R. & D. CORP.

<u>Cancer</u>	50-, 2.5-7, 3.5-11
Blood	30.5-
Blood & Skin	30.5-91
Brain	50-10
Breast (tumor)	92-84, 58-56
Encapsulating (w/cancer or sarcoma)	78-
Found in cancer (basic cause)	82-
May be...	9.5-27
Preceeds or Produces	3.5-
Skin	30-85, 30-1.5
<p>T rate to lower, also 98-13 to prevent & cure, basic rate is pancreas, to stimulate production of enzymes. T Thyroid to get rid of 82-, 33-39 eliminates cancer, T thymus, 8-6, 3.5-7 6-85, 8.5-12</p>	
Cancer toxins	91-
Virus	3.5-37
Biopsy	9.5-9
Leukemia	11-67, 30.5-, 30.5-91, 35-, 35-9, 12.75-46.5, 30.5-29, 35-32.

G-82

NOTE:
THIS IS EXPERIMENTAL AND NOT TO BE
USED INSTEAD OF A PROVEN MODALITY
A.S.R. & D. CORP.

WHOLE BODY Rates. If treatment for physical conditions is not effective, treat on these rates to align physical, Etheric (pattern) Astral, Causal and Mental Bodies. Then when even readings for these result, treat conditions of sickness out of physical.

Physical Body	68-49
Etheric Body	49-57
Astral Body	25-47
a. Density Level #1	87-69
b. Density Level #2	68-37
Causal Body	17.5-58
Mental	48-27

If there is much difference between any two "bodies", to make them equal, to equalize, treat.

1. T 43-28 and lower of two rates.

Shock - 1. Emotional and Mental

a. 28-68 b. 58-77 c. 69-79.5 d. 80-43

2. Shock aftermath -- check in physical body (68-49) or in individual organs.

a. 37-69 b. 59-96 c. 87-59 d. 16-81
88-69 89-94 67-48

Acid, Causes: 23-34

Stomach 5-78 See HCl; T on Thymus.

Uric 4-8 T 5-91 One hour Uremic poison.

Acetic 4-9, 17.5-28.5

HCL 72-70, 72- Treat rate to reduce

Sulphuric 5.75-16.5 T on rate

Phosphoric 92-96 T on Prostate

Oxalic 5.5-12 T on 24-29

Acidity 26- 34-84 T 26-41 to reduce

Systematic Hyperacidity 5-78

Acidosis, general 5-, 34-84 Always found in
Lukemia, T Thymus.

Mouth sores 5-78

Alkalinity 24-41, 26-41 T 34-84 to reduce.

Systematic hyperalkalinity 4-27 T on 34-84
to reduce.

G-84

NOTE:
THIS IS EXPERIMENTAL AND NOT TO BE
USED INSTEAD OF A PROVEN MODALITY
A.S.R. & D. CORP.

Adrenals	-28,3-9,-46,56-46	
Cortex	33-99	
Cortex	33-39	
Increase	65-62	
Medulla	28-23	
Adrenals, Hyper	22-28	T 22-28
Hypo	77-28	T 77-28

NOTE:

Treating on Adrenals (3-9) has shown to be beneficial to the following conditions:

Anemia
 Catarrh
 Edema
 Exhaustion
 Mononucleosis
 Multiple Sclerosis
 Poisons
 Shock
 Toxicity (52-)
 TB
 2-,4-,42-,
 69-,84-.

G-85

NOTE:
 THIS IS EXPERIMENTAL AND NOT TO BE
 USED INSTEAD OF A PROVEN MODALITY
 A S R & D CORP

BIONERGETICS OF THE SKULL & BRAIN

The brain, perhaps the most important organ in the body, sits in the bony encasement of the protective skull. The skull is comprised of a number of irregularly shaped bones. They are relatively positioned after maturity yet are somewhat flexible. The joints between these bones, called sutures, are considered to be placed where the deeper bionergy can reach the surface. As one might expect, there are many acupuncture points on the head; a number of them lie on these sutures.

Skull or cranial bones do expand and contract at the sutures, following the vibratory rhythms of the cerebrospinal fluid (8 to 14 pulsations per minute). In this way the head "breathes" as these pulsations pass thru it. This pulse and rhythm is different from that of the heart beat and respiration. The pulsation wave seems to travel throughout the body via the connective tissue. The science of cranial osteopathy deals directly with this bionergetic flow as does the classical acupuncturist. Both correct abnormal vibrational patters and balance bio-nergies.

Diagrams appearing on the following pages, show the relationship between the brain and its glands, sinuses and bones. Sphenoid bone is often considered to be the most important bone of the skull. It forms the floor of the cranium at the base of the brain, extending up to the temple. The Sphenoid bone encases the pituitary gland. The depression in the bone which lodges the pituitary is often referred to as the sella turcica. This gland, in concert with thalamus and hypothalamus, are the regulators of the endocrine system. It secretes hormones into the circulation which control virtually all body functions via the other endocrine glands and target organs. The pituitary needs energy; physical nourishment from the blood as well as bionergy from inspired air.

The sphenoid sinus serves as an accumulating chamber for these essential bionergies. Air entering the nose passes directly in front of the sphenoid and also circulates into the sphenoid sinus. The sphenoid is thus a protector of the pituitary as well as a "factory" of bionergy. Other air sinuses receive and circulate bionergy and nourish other parts of the brain. The area in the center of the forehead is known as the "third eye" in the East. It is said to be the eye of the soul and is associated with the pineal gland. The pineal is known to be a rudimentary eye by Western physiologists. The optic nerve which commands the eye passes thru the sphenoid bone on its way to and from the brain.

Forward of the sphenoid bone lies the ethmoid bone, another important bone of the skull. The ethmoid is also a transmitter of bionergy from the atmosphere thru its corresponding sinus. It provides a beginning for the nasal septum, the cartilage which separates the nostrils, and surrounds the nostrils on three sides. The ethmoid sinus is actually a number of thin walled cellular cavities which capture bionergy and feed it to the brain thru a projection on the bone termed the crista galli. The crista galli is shaped like the flame of a candle or a cock's comb. It serves as a point of attachment for the membrane which surrounds the brain. The cerebrum, the largest part of the brain, is split down the middle forming two hemispheres. The outside layer membrane dips between these hemispheres and attaches to the ethmoid bone at the crista galli. It is apparent that the ethmoid is a distributing point for bionergy throughout the entire brain.

Other sinus cavities surrounding the nose serve in a similar fashion to the ethmoid and sphenoid. The maxillary sinus lies to the side of the nose and collects bionergy for the stomach as well as other parts of the body. The connection between this sinus and the stomach is

the acupuncture meridian, which begins just under the eye and continues down the face and neck, thru the thorax, the abdomen and the leg into the foot, ending on the second toe. All acupuncture meridians originate in the brain area. This fact establishes the important relationship between cranial balance and bionergetic flow to the entire body.

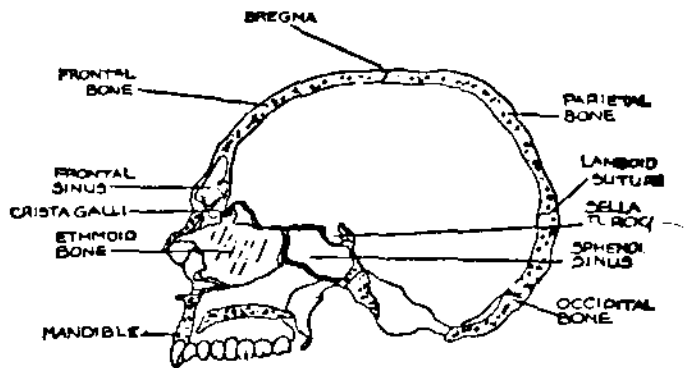
The temporomandibular joints (TMJ) are important energy transport points and are discussed in a separate newsletter.

Teeth or odontons are also bionergetically tied to organ+system balancing. This aspect will also be presented in a subsequent newsletter.

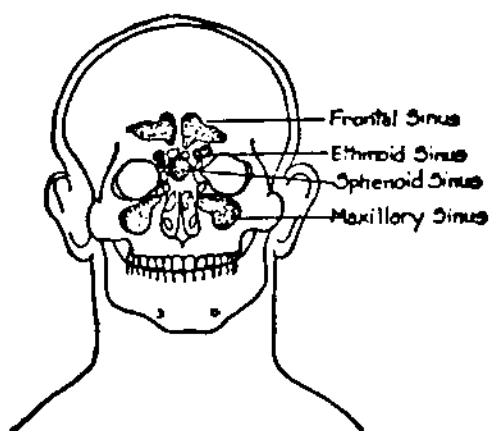
The interrelationship that exists between bones, sinuses, muscles, nerves and glands; all having an effect on organs+systems...the entire body, is clearly demonstrated... and appreciated!

Permission was granted to reprint the above material from:

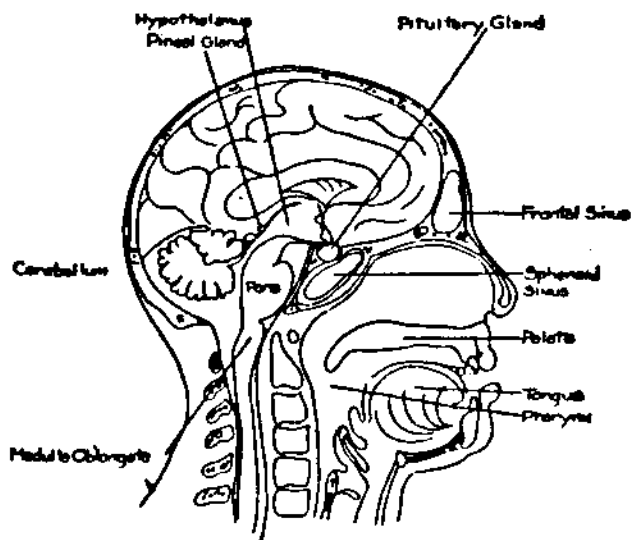
HOBON NEWS + VIEWS
P.O. Box 126
Las Vegas, NV 89125



CROSS SECTION OF THE HUMAN SKULL



Sinuses of the Skull



Structure of Head
 Showing Hypothalamus,
 Pituitary, Pineal Gland
 and Related Structures.

PH OF ANIMALS AND HUMAN BODIES

What increases the presence of Hydrogen (57 - 88) in the animal or human body?

	Complex mixtures
32 - 54	All " B " Vitamins
61.25 - 56.25	B1
44.25 - 4.5	B2
59.5 - 39	B3
61 - 59.25	B4
39.5 - 39.5	B5
26 - 47	B6
39.25 - 20 (500mg)	B12
78.5 - 58.75	

The following factors exert an inhibiting effect on the hydrogen ion.

57 - 58	Vitamin A	When present
62.5 - 22.75	" D	in excess amounts
76 - 79	" E	
24 - 84	Calcium	
73 - 71	Manganese	
82 - 42	Sodium	
	Inositol	
6.75 - 35.75	Para-Amino-Benzoic Acid	
	Lecithin	
	Choline	
6 - 17, 29 - 9 34 - 84	Fatty-unsaturated acids	
95 - 66		
11.5 - 55	Concentrate of Garlic	
16 - 25, 17 - 52	Duodenal substances	
	Bile salts	
3 - 23	Kidney substance	
	Ruten (from sunflower seed.)	
4 - 95, 13 - 64	Enzymes such as	
25 - 82, 17- 16	Enterogastrone	
25 - 85, 17 - 72	Lipase Steapain	
16 - 16, 23 - 18	Amytopsin	

PH of the Body

A deficiency of hydrogen (low PH) results in:

77 - 49	Low blood pressure
77 - 33.5	Near sightedness
60 - 12	Pyrrhea
9 - 25	
10 - 81	Low endocrine function
45 - 29 (T on)	Inability to digest protein
77 - 11	Stow action and reaction
78 - 49	Vasodilation
95 - 85	Low temperature
T, 30 - 54	
77 - 70	Slow pulse
T, 60 - 70	
38 - 70	
31 - 2, 77 - 41	Lack of muscle tone
23 - 23	Major distribution of weight
T, 23 - 8, 23 - 22.5	below waist, cellulite on thighs
69 - 28, 22 - 49	Migraine or other steady pain
10 - 5.5	
22 - 49	Too fast clotting of blood
T, 92 - 85	
60 - 29	Watery eyes, hay fever, boils
60 - 49	
B - 49	
38 - 18	
38 - 72	
94 - 77	

PH OF HUMAN AND ANIMAL BODIES EXCESS HYDROGEN IN SYSTEM

T, 5.5 - 98.5	Distribution of weight above
4 - 6, 3 - 54	waist
T, 3 - 6, 5 MINUTES	
30.5 - 11	Surgery on recurring Pain
34 - 34	
31 - in location	
B - 97 (increase with treating)	
35.5 - in location	Excess bleeding, Hemiorrhege
	Dry skin, dry sinuses
T, 18 - 33, 18 - 3	burning sinuses
18 - 51, 14.5 - 37	

T, 57 - 49
T, 54 - 62
†, 26 - 91
34 - 84
2 - 76

Concentration of excess
Hydrogen Ions in blood
Calcium - Phosphorus Balance
PH Balance

P H of Body (Human or Animal)
Excess Hydrogen (High P H)

6 - 23	High Blood Pressure
22 - 18	Far Sightedness
2 - 49	
42 - 19	
7 - 19	
11.5 - 7	
57 - 88	
57 - 8	Hyper-thyoidism
22 - 8	
57 - 98	
5 - 70	Diabetic Tendencies
36 - 35	
45 - 29	
22 - 42	Jerkiness of movement
57 - 42	
58 - 95	
22 - 49	Vaso - constriction
57 - 49	
30 - 24	High temperature
T, 30 - 23	Fever
58 - 95	Pulse rate too high!
28 - 70	
T, 2 - 84	
7.5 - 3	Dehydration & Spasms of
7.5 - 4	Sphencter Muscle T, 22 - 41
T on Rate	

* EXPERIMENTAL ENERGY RESEARCH

To treat children:

Fear, shock, chills.....	7	-	87
Bruises, shock, headache,.....	14.24	-	68.5
contusions.			
Influenza, cold, chills,.....	30.5	-	42
torpid liver.			
Cuts, wounds.....	42	-	23
Burns.....	3	-	28
	28.5	-	42.5
	22.5	-	60
Indigestion.....	12.5	-	76
Teething discomfort.....	53.5	-	24
Acute earache.....	53.5	-	24
Diarrhea.....	49	-	14
Insomnia, wakefulness.....	27	-	25
Earache.....	49	-	96
Chills, flu.....	70.5	-	42
Headache, due to heat.....	32	-	11.75
Nausea, faintness.....	45	-	16
Hemorrhage from veins.....	47	-	17.75
Black eye.....	25	-	40
Teeth extraction.....	92	-	62
Colds from wet feet.....	14.5	-	43.5
Sprained muscles.....	32	-	20.75
Bones after fractures,.....	23	-	25
aids in healing.			
Boils.....	39.5	-	21.25
Nose bleeding.....	36.5	-	69.5
Cough due to colds.....	78	-	30.5

In laboratory research, these rates have been found to be of assistance in the listed conditions. This data is not intended to take the place of treatment by qualified physicians.

Calcium 2 - 24

Calcium is the 5th most abundant element in the human body. Calcium protects the body against colon cancer. (30 - 72)

30 - 72, 58 - 72	Colon Cancer
T 2- 24	
5 - 62, 11-0	Nerves Vitality
58 - 41	Muscle Spasm
T, + 24 - 41	
29.5 - 49	Blood coagulation
T+ 24 - 49	
6 - 49	Blood pressure regulator
T + 24	

Sources of Calcium for

Spinach	Cheese
Kale	Non-fat Yogurt
Collards	Calcium Magnesium Tablets
Broccoli	Calcium Carbonate
Swiss Chard	Calcium Glutamate
Salmon	Vitamin D
Sardines	Cod Liver oil
Milk	

Data form Cancer Research Project

Vitality	9 - 49
Algae	82 - 92
	82 - 26
Metastasis	30 - 56
Cystic Cancer	91 - 49
Lung C.	30 - 92
Prostate	30 - 26
C. Germ	7.5 - 9
Ashestos	38 5 - 7.5
Radiation	12 - 74
12 - 49	Radiation in body
72 - 84	Cobalt Radiation
12 - 26	Prostate Radiation
42 - 92	T.B. in Lungs
42 - 26	In Prostate
12 - 92	Radiation in Lungs
91 - 92	Lung Cancer Toxins
91 - 26	Prostate C. Toxins
91 - 41	Toxic Cancer in Body
45 - 29	Left Lobe of Liver
91 - 29 in Liver	
9 - 49 + 715 x	
+ 714	
+ 716x	
+ 717x	
+ R113	